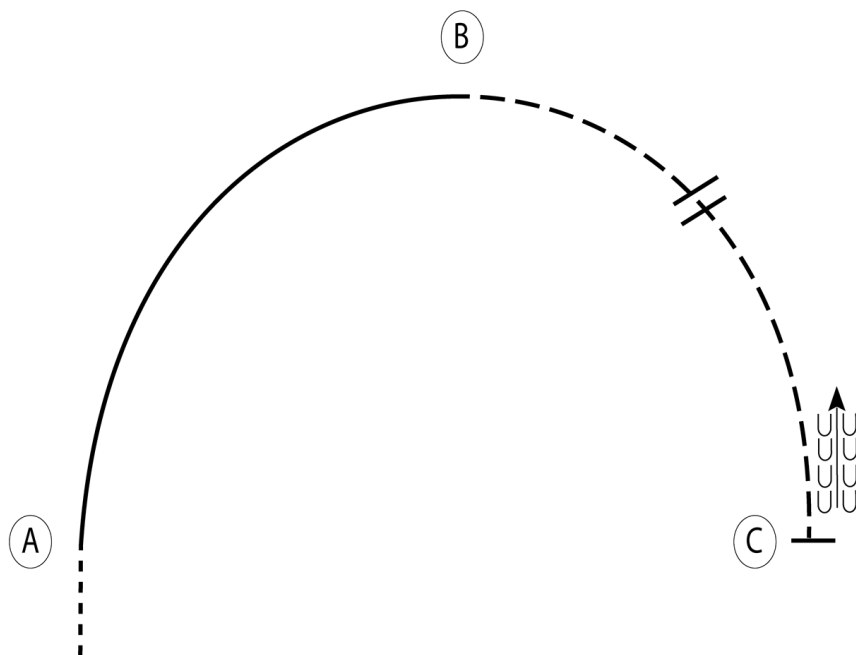


Paris Prestige Show 2024

Hunt Seat Equitation (L1, Novice Amateur, Amateur 2 FFE)

Show Date: 05-17-2024



Be ready before A.

1. Walk to A.
2. Canter on the right lead from A towards B.
3. Break to a posting trot at B.
4. At B, posting trot on the left diagonal towards C.
5. When halfway to C, change diagonals and continue to C.
6. At C stop and back approximately one horse length.

Follow the instructions of your ring steward.

Walk	-----
Trot	- - - - -
Extended Trot	— — — — —
Canter	— — — — —
Leg Yield	
Lead Change	↗ ↘
Back	← ← ← ← ←
Marker	Ⓚ
Sidepass	← — — — — →
Hand Gallop	— — — — —

[HSE/1-36]

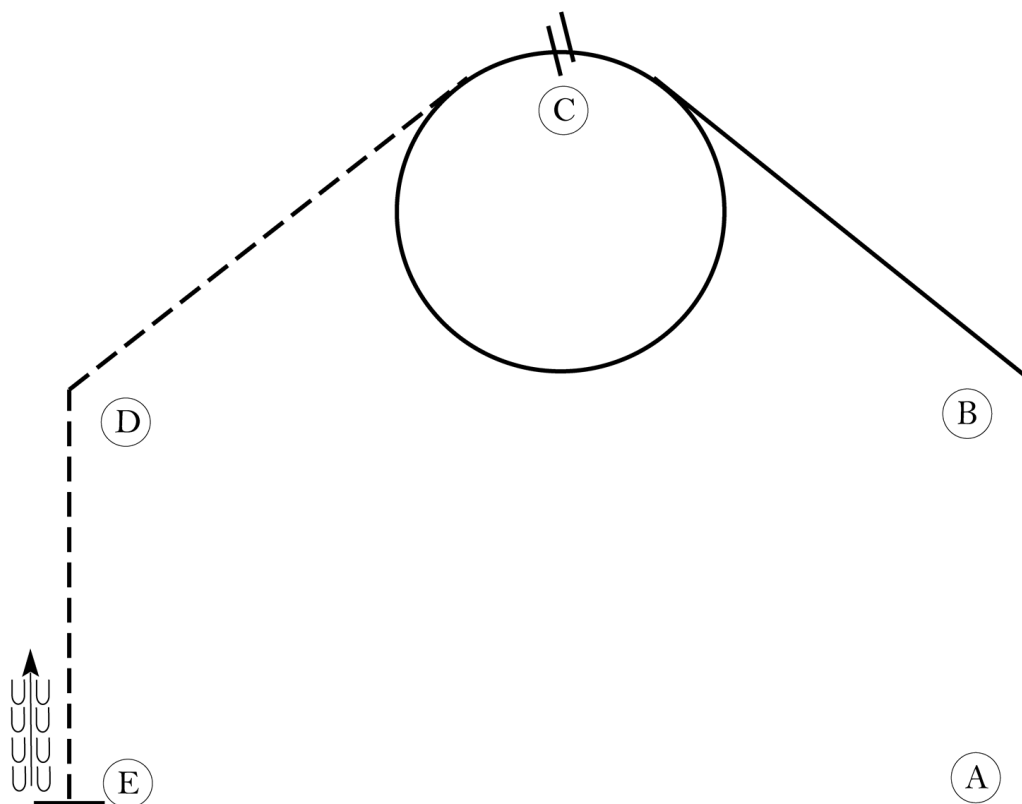
Pattern Provided by:

Helga Hommel

Paris Prestige Show 2024

Hunt Seat Equitation (Amateur and Youth)

Show Date: 05-17-2024



Be ready at A.

1. Walk approximately 2 horse lengths from A.
2. Trot on the right diagonal to B.
3. Canter on the right lead to C.
4. Perform a simple lead change at C.
5. Canter a circle on the left lead around C.
6. Sitting trot to D.
7. Trot on the left diagonal to E.
8. Halt at E and back approximately one horse length.

When dismissed, follow the instructions of your ring steward.

Walk	-----
Trot	- - - - -
Extended Trot	— — — — —
Canter	— — — — —
Leg Yield	
Lead Change	— / —
Back	← ← ← ← ←
Marker	(B)
Sidepass	← — — — —
Hand Gallop	— — — — —

[HSE/2-37]

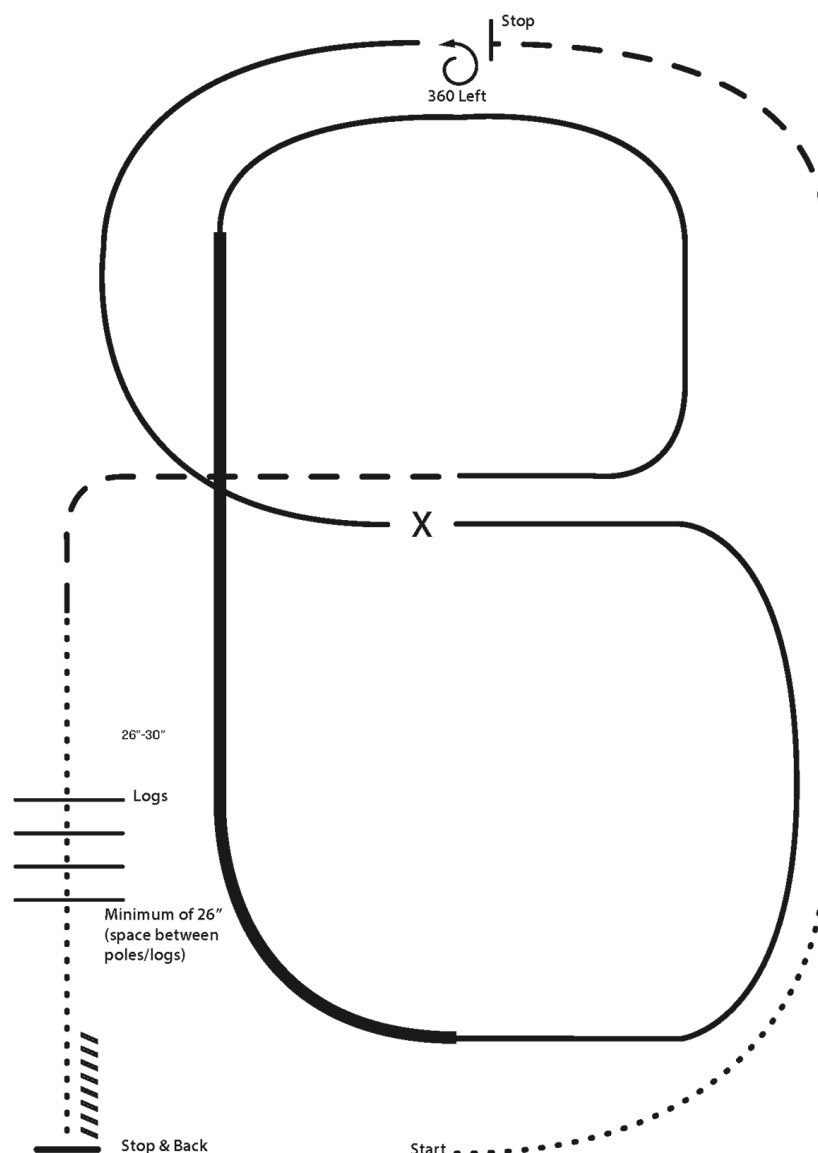
Pattern Provided by:

Helga Hommel

Paris Prestige Show 2024

Ranch Riding (L1, Novice Amateur, Amateur 2 FFE)

Show Date: 05-17-2024



- X Lead Change
- Walk
- - - Trot
- - - Ext Trot
- — — Lope
- — — Ext Lope
- /////// Back

1. Walk
2. Trot
3. Extend the trot, at the top of the arena ,stop
4. 360 degree turn to the left
5. Left lead 1/2 circle, lope to the center
6. Change leads (simple or flying)
7. Right lead 1/2 circle
8. Extended lope up the long side of the arena (right lead)
9. Collect back to a lope around the top of the arena and back to center
10. Break down to an extended trot
11. Walk over logs
12. Stop and back

[RR/AQHA-1]

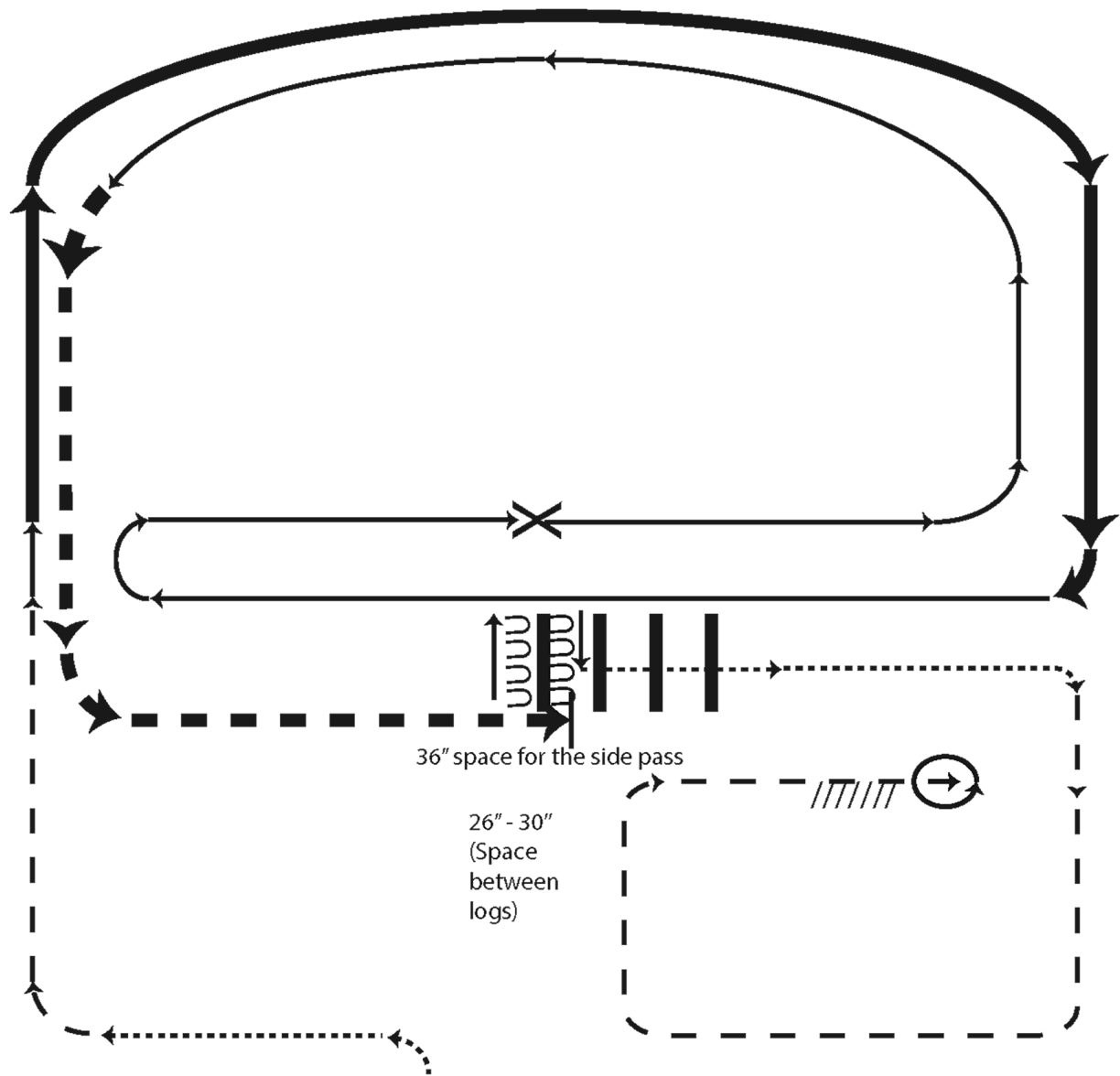
Pattern Provided by:

Helga Hommel

Paris Prestige Show 2024

Ranch Riding (Senior Open, Amateur Elite FFE)

Show Date: 05-17-2024



1. Walk
2. Trot
3. Extended lope-right lead
4. Lope-right lead
5. Change leads(simple or flying)
6. Lope left lead
7. Extended trot
8. Stop, side pass left, side pass right, 1/2 way
9. Walk over logs
10. Walk
11. Trot square
12. Stop, 360° turn left, back

- X Lead Change
- Walk
- Trot
- Ext Trot
- Lope
- Ext Lope
- //// Back

[RR/AQHA-4]

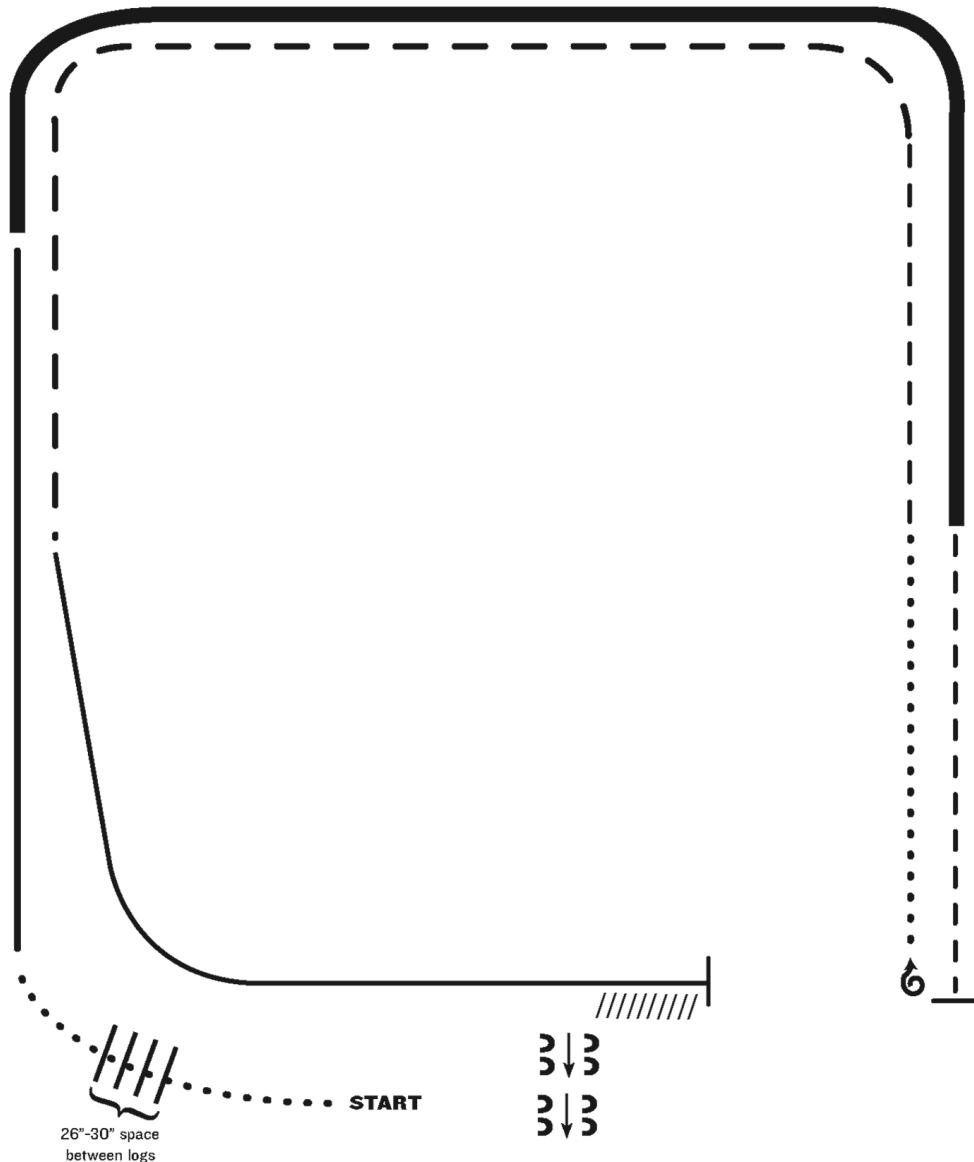
Pattern Provided by:

Helga Hommel

Paris Prestige Show 2024

Ranch Riding (Amateur and Youth)

Show Date: 05-17-2024



1. Walk
2. Walk over logs
3. Lope right lead
4. Extended lope (right lead)
5. Trot
6. Stop, 1 1/2 turns right
7. Walk
8. Trot
9. Extended trot
10. Lope left lead
11. Stop and Back
12. Side pass right

Note: The drawn description of this pattern is only intended for the general depiction of the pattern. Exhibitors should utilize the arena space to best exhibit their horses.

[RR/AQHA-6]

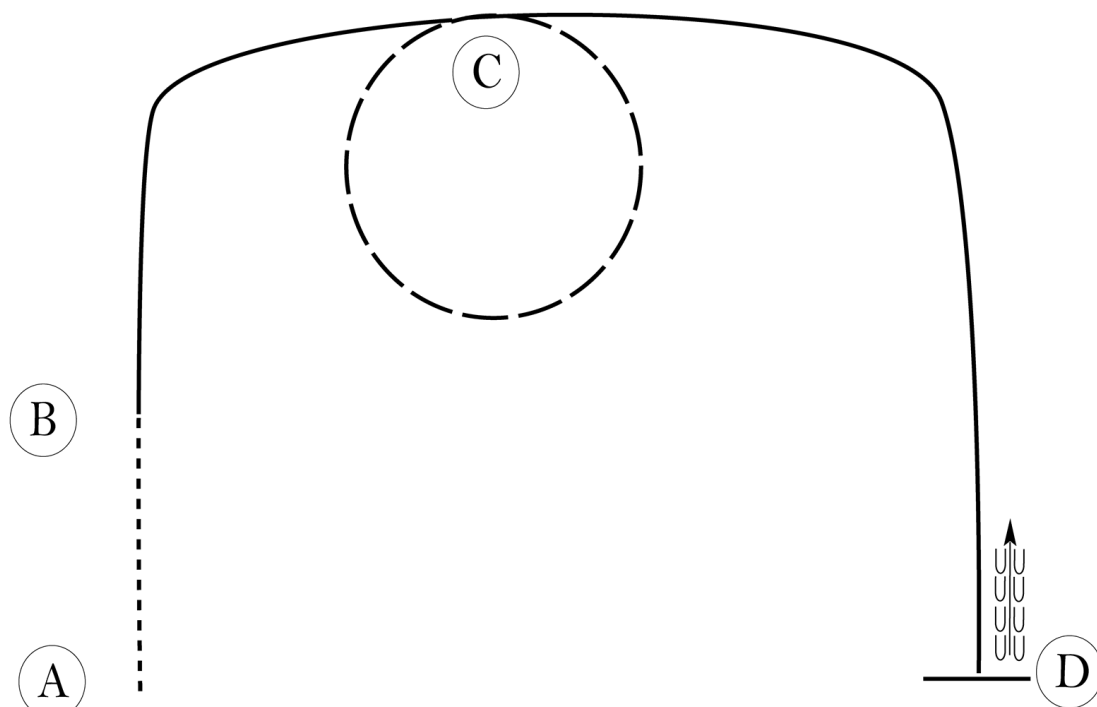
Pattern Provided by:

Helga Hommel

Paris Prestige Show 2024

Top Score Western Horsemanship (Amateur and Youth)

Show Date: 05-17-2024



Be ready at A.

1. Walk to B.
2. Lope on the right lead from B to C.
3. Perform an extended jog circle to the right at C.
4. Lope on the left lead to D.
5. Stop at D and back approximately one horse length.

Follow the instructions of your ring steward.

Walk	-----
Jog	- - - - -
Extended Jog	— — — —
Lope	—————
Leg Yield	
Lead Change	— / —
Back	← — — —
Marker	⊙ B
Sidepass	← — — — →

[WH/3-33]

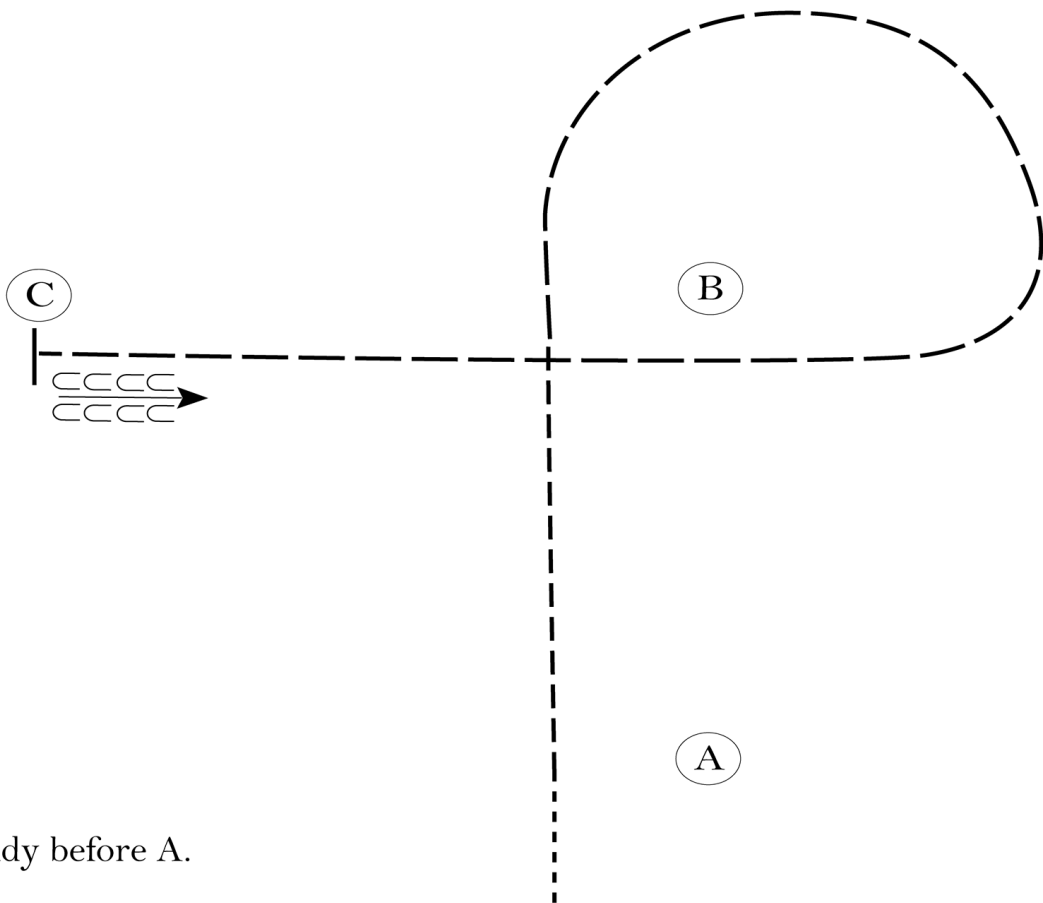
Pattern Provided by:

Helga Hommel

Paris Prestige Show 2024

Western Horsemanship (Walk Trot)

Show Date: 05-17-2024



Be ready before A.

1. Walk to A.
2. Jog from A to B.
3. Extend the jog around B and to C.
4. Stop at C and back approximately one horse length.

Follow the instructions of your ring steward.

Walk	-----
Jog	- - - - -
Extended Jog	— — — —
Lope	—————
Leg Yield	
Lead Change	— / —
Back	← — — — —
Marker	Ⓚ
Sidepass	← — — — — →

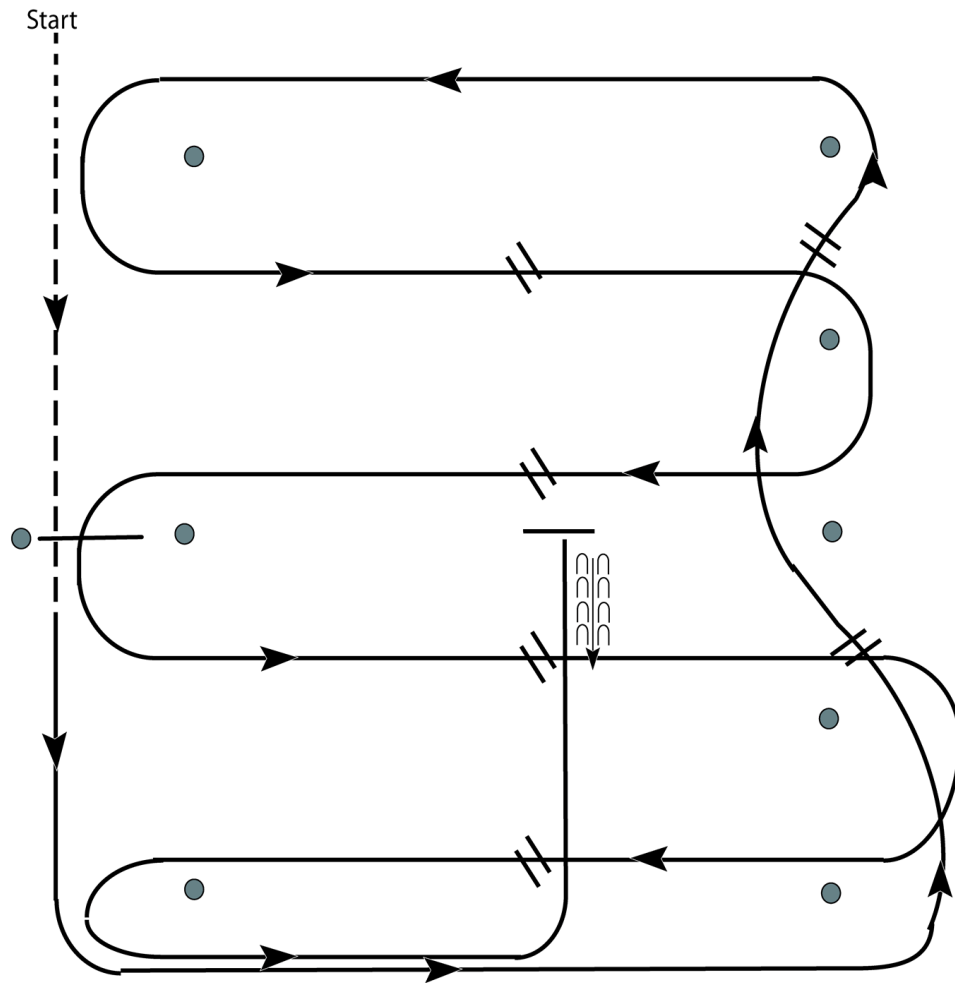
[WH/WT-36]

Pattern Provided by:
Helga Hommel

Paris Prestige Show 2024

Western Riding (L1, Amateur)

Show Date: 05-17-2024



1. Walk at least 15' & jog over log.
2. Transition to left lead and lope around end.
3. First line change.
4. Second line change. Lope around end of arena
5. First crossing change.
6. Second crossing change.
7. Lope over log.
8. Third crossing change.
9. Fourth crossing change.
10. Lope up the center, stop and back.

[WR/GP-1]

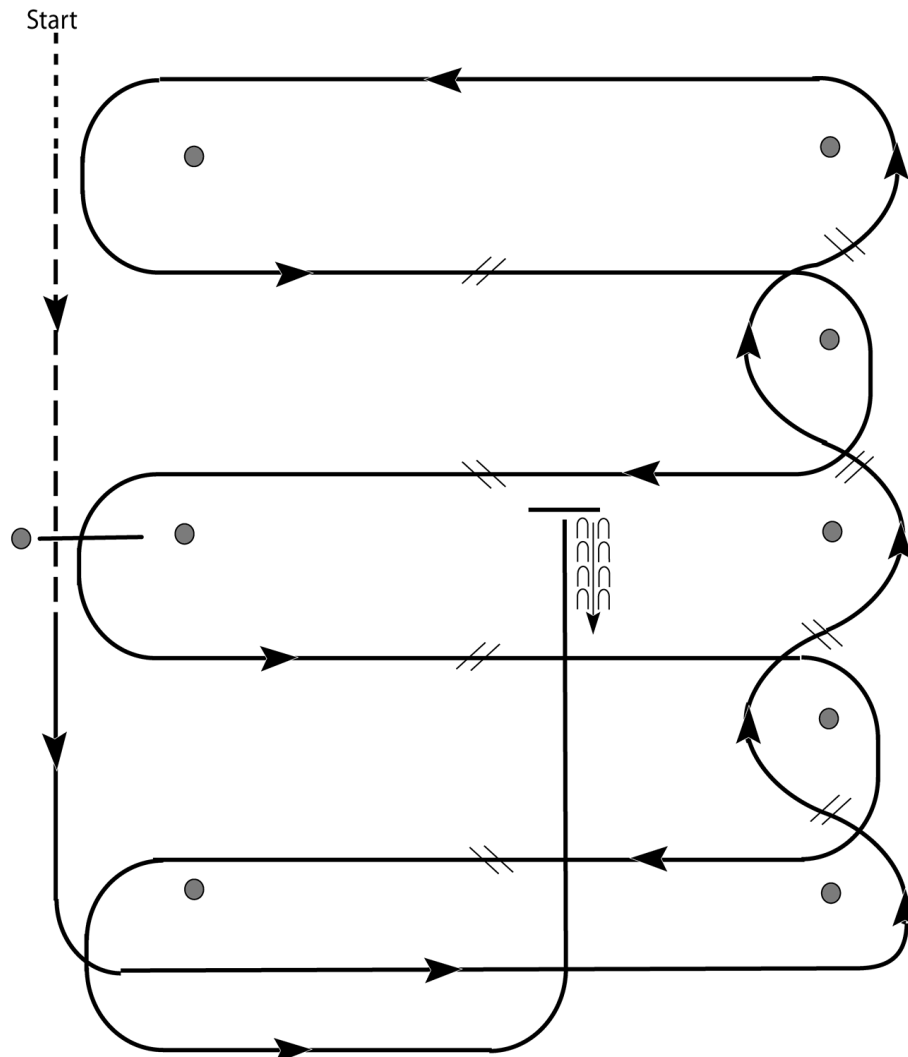
Pattern Provided by:

Helga Hommel

Paris Prestige Show 2024

Western Riding (All Open)

Show Date: 05-17-2024



1. Walk and jog over log.
2. Transition to lope and lope around end.
3. First line change.
4. Second line change.
5. Third line change.
6. Fourth line change and lope around the end of the arena.
7. First crossing change.
8. Second crossing change.
9. Lope over log.
10. Third crossing change.
11. Fourth crossing change.
12. Lope up the center, stop and back.

[WR/OP-1]

Pattern Provided by:

Helga Hommel

Paris Prestige Show 2024

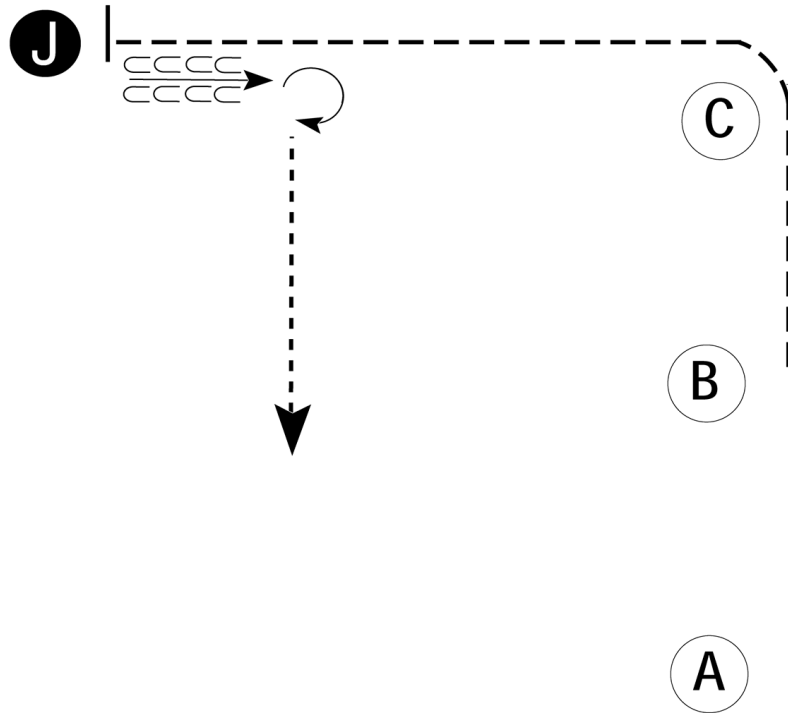
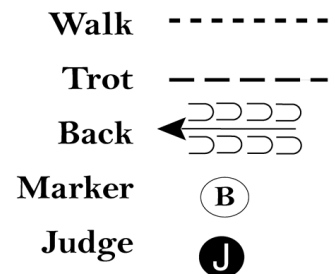
Showmanship At Halter (L1, Novice Amateur, Amateur 2 FFE)

Show Date: 05-17-2024

Be ready at A.

1. Walk to B.
2. Trot to and around C to judge.
3. Stop and set up for inspection.
4. When dismissed back approximately one horse length.
5. Perform a 270 degree turn and walk straight away.

Follow the instructions of your ring steward.



[S/1-39]

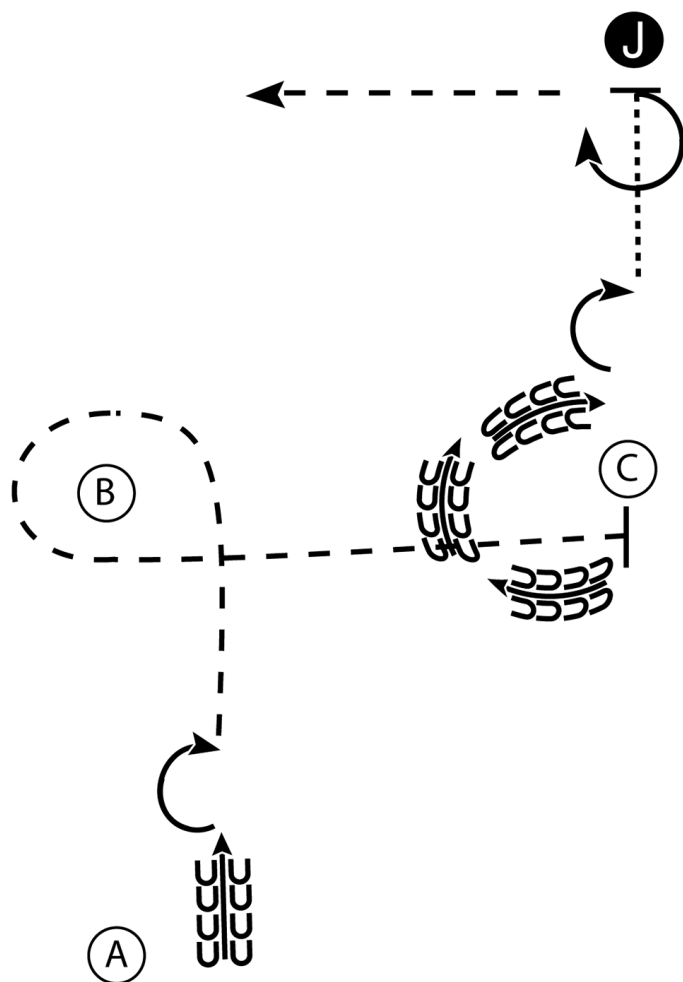
Pattern Provided by:

Helga Hommel


Paris Prestige Show 2024

Showmanship At Halter (Amateur-Youth)

Show Date: 05-17-2024



1. At A back 4 steps and perform a 180 degree turn
2. Trot to and around B and continue to C
3. Stop at C
4. Back around C
5. Perform a 90 degree turn
6. Walk to judge and set up for inspection
7. When dismissed perform a 270 degree turn and trot straight away from the judge

Walk
Trot - - - - -
Back 
Marker (B)
Judge (J)

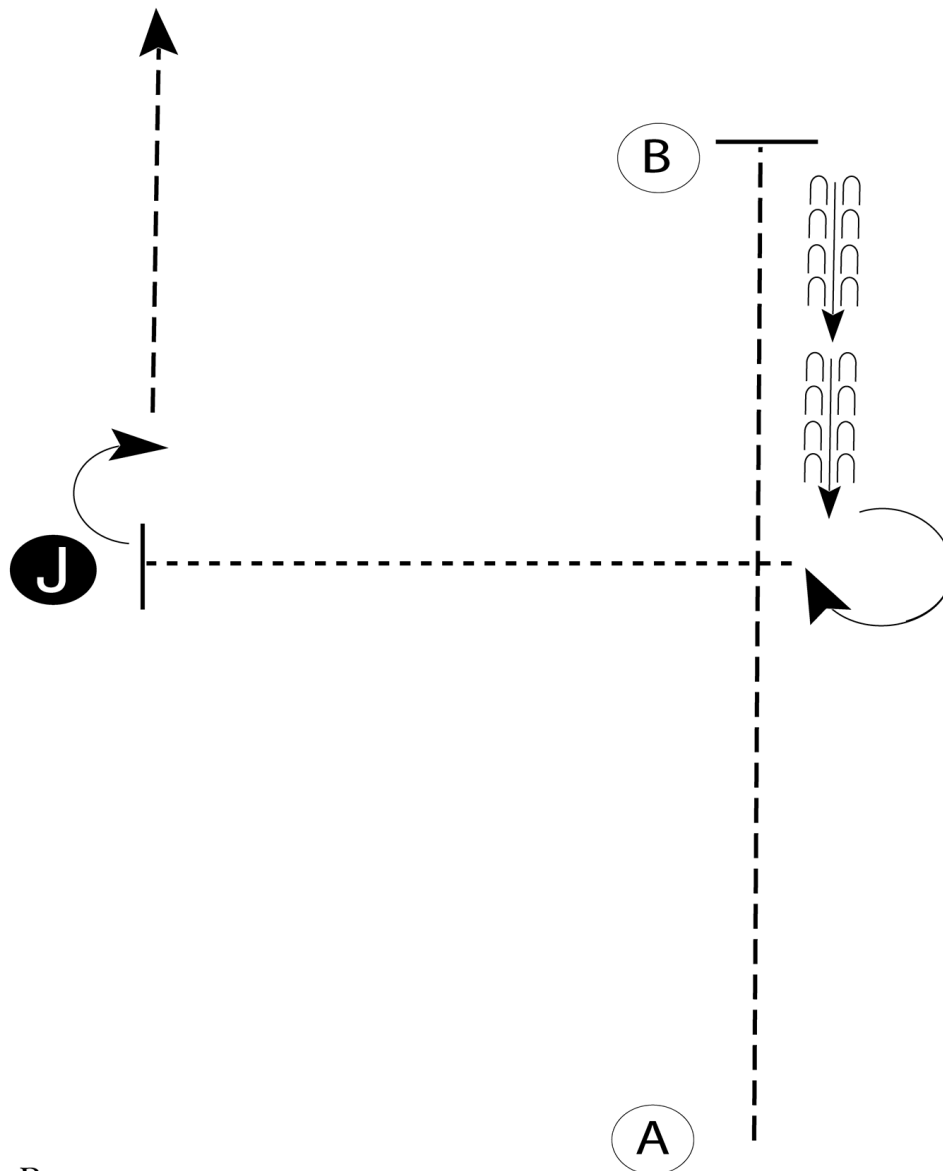
[S/2-38]

Pattern Provided by:
Helga Hommel


Paris Prestige Show 2024

Showmanship (Walk-Trot)

Show Date: 05-17-2024



1. Trot A to B.
2. Stop at B.
3. Back halfway to A.
4. Perform a 270 degree turn .
5. Walk to the judge, stop and set up for inspection.
6. When dismissed, perform a 90 degree turn and trot away from judge.

Walk - - - - -
Trot - - - - -
Back ← 
Marker (B)
Judge (J)

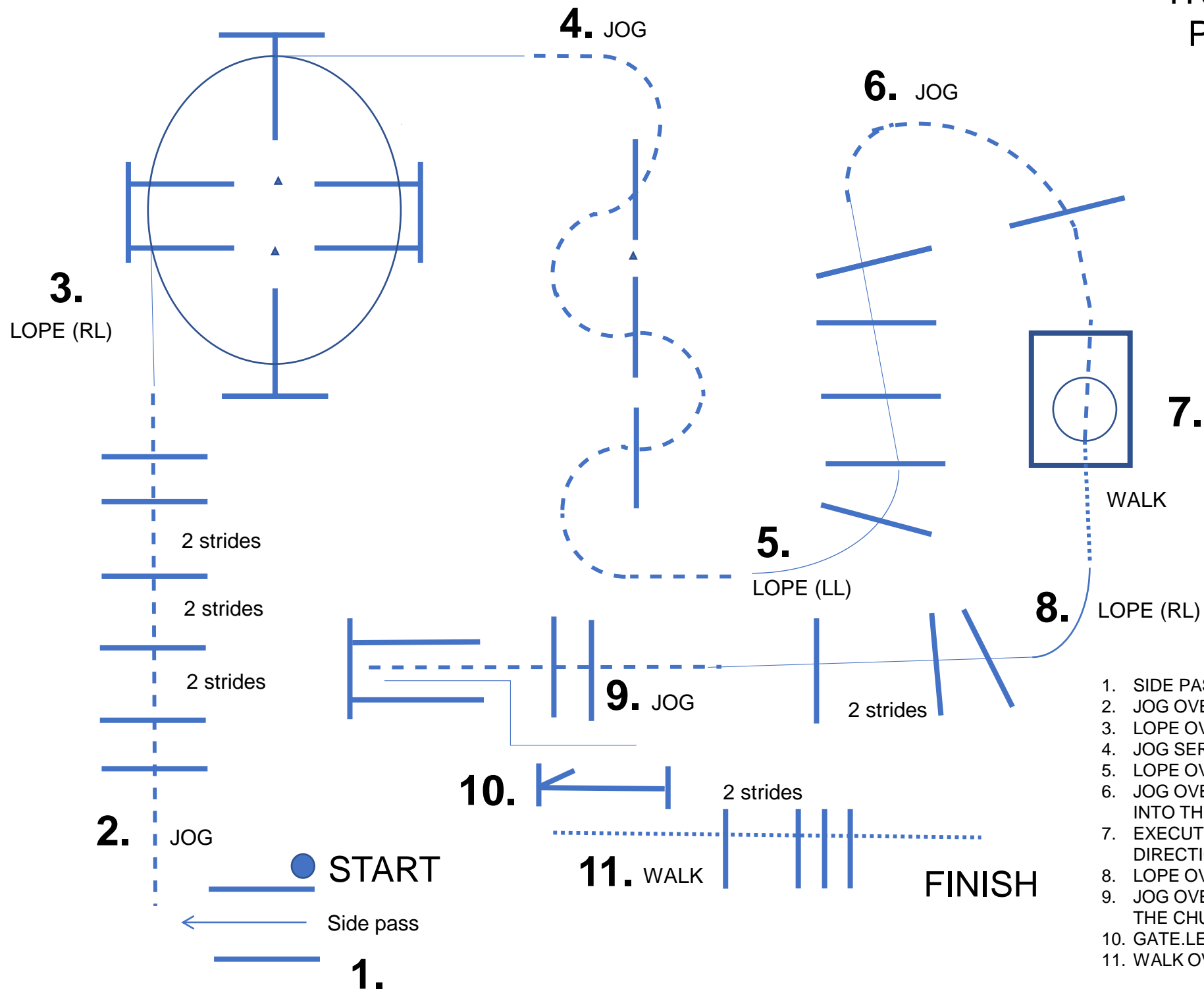
Follow the instructions of your ring steward.

[S/2-39]

Pattern Provided by:

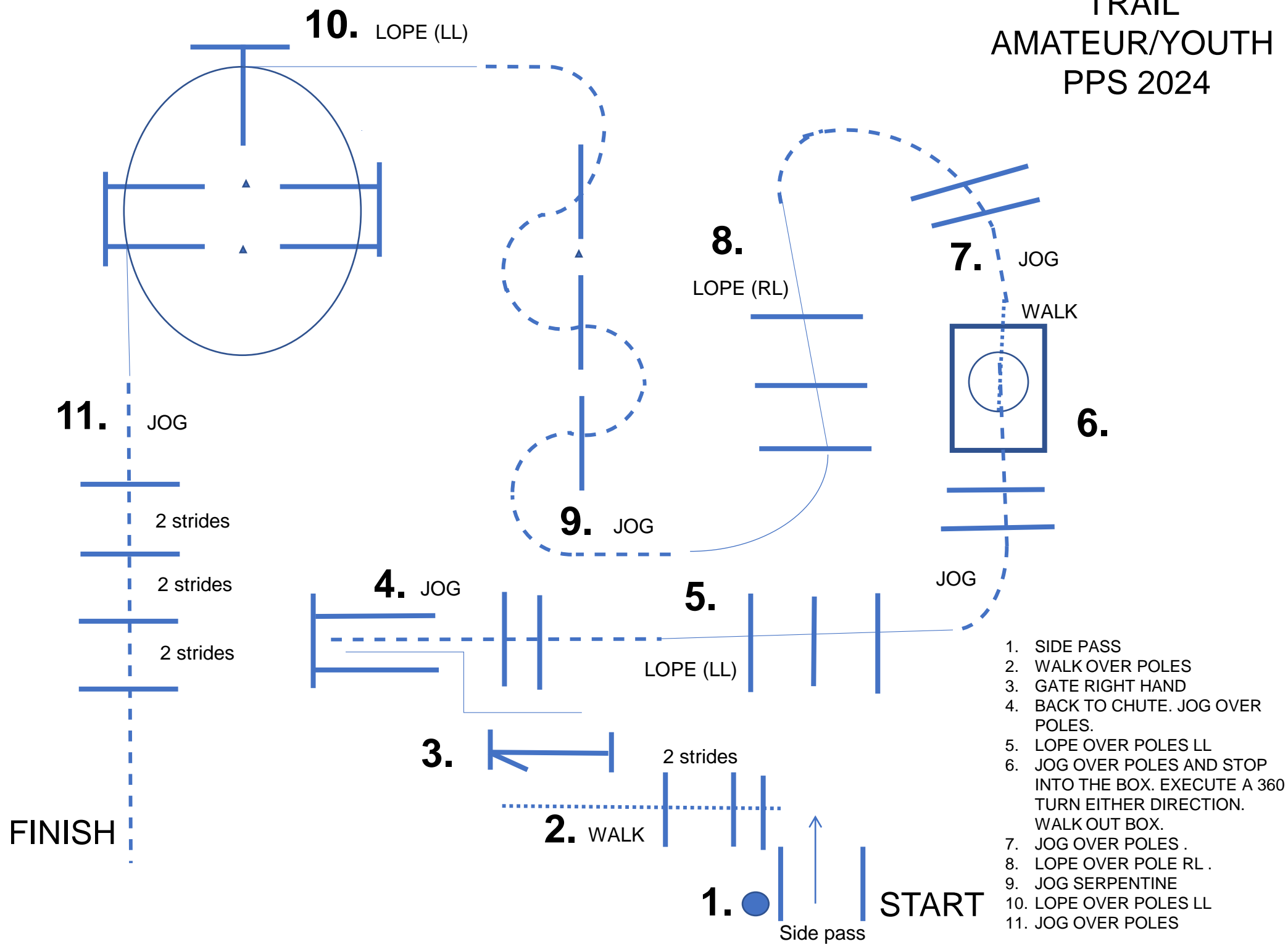
Helga Hommel

TRAIL OPEN PPS 2024

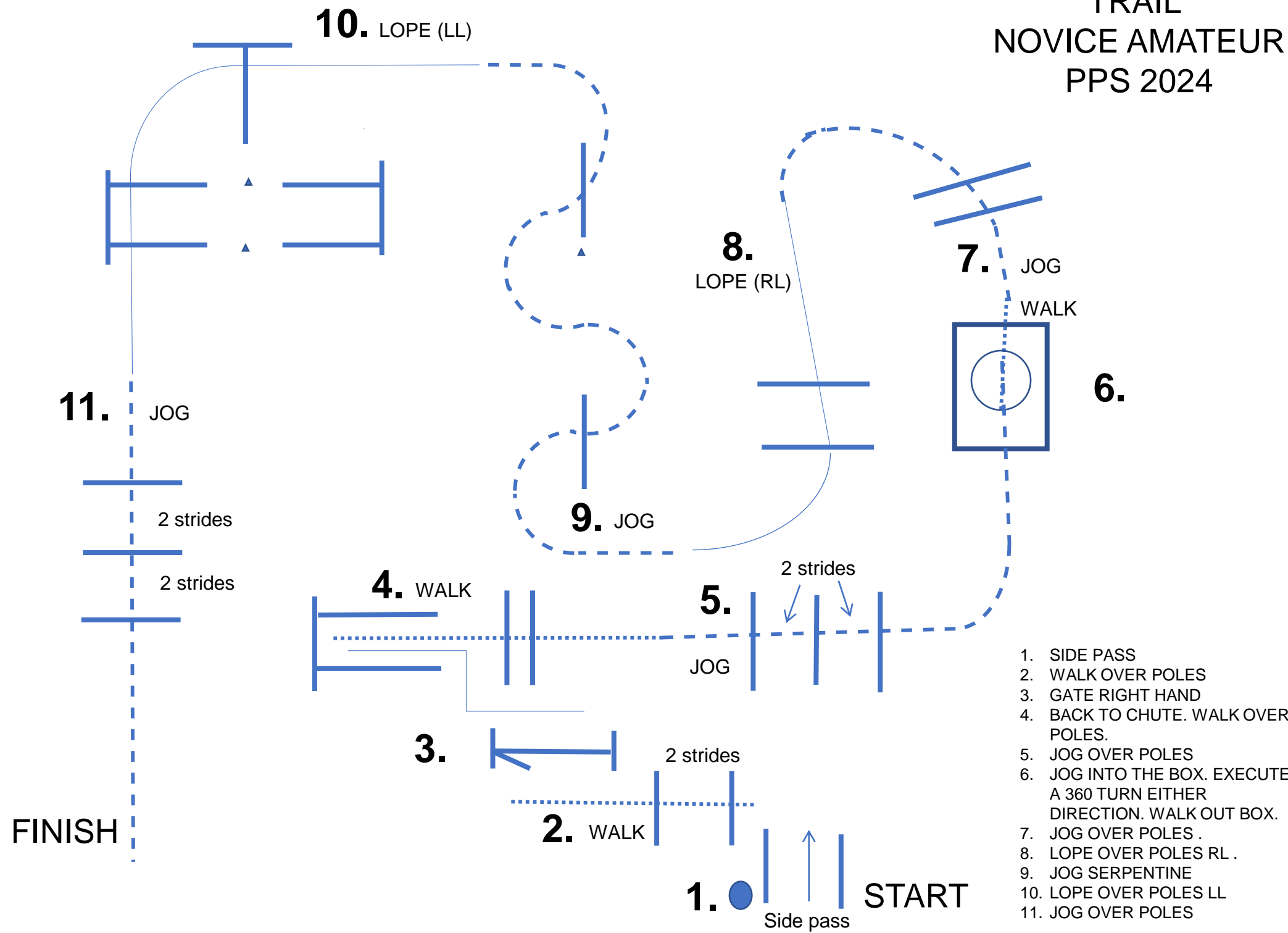


1. SIDE PASS
2. JOG OVER POLES
3. LOPE OVER POLES RL
4. JOG SERPENTINE
5. LOPE OVER POLES LL
6. JOG OVER POLES AND STOP INTO THE BOX
7. EXECUTE A 360 TURN EITHER DIRECTION. WALK OUT BOX.
8. LOPE OVER POLES RL.
9. JOG OVER POLE . JOG INTO THE CHUTE. BACK TO GATE.
10. GATE LEFT HAND .
11. WALK OVER POLES

TRAIL AMATEUR/YOUTH PPS 2024



TRAIL NOVICE AMATEUR PPS 2024



1. SIDE PASS
2. WALK OVER POLES
3. GATE RIGHT HAND
4. BACK TO CHUTE. WALK OVER POLES.
5. JOG OVER POLES
6. JOG INTO THE BOX. EXECUTE A 360 TURN EITHER DIRECTION. WALK OUT BOX.
7. JOG OVER POLES .
8. LOPE OVER POLES RL .
9. JOG SERPENTINE
10. LOPE OVER POLES LL
11. JOG OVER POLES

**GREEN TRAIL
PPS 2024**

11. JOG

2 strides

2 strides

10. LOPE (LL)

9. JOG

8. LOPE (RL)

7. JOG

WALK

6.

5. JOG

2 strides

4. WALK

3.

2 strides

2. WALK

1. Side pass

START

FINISH

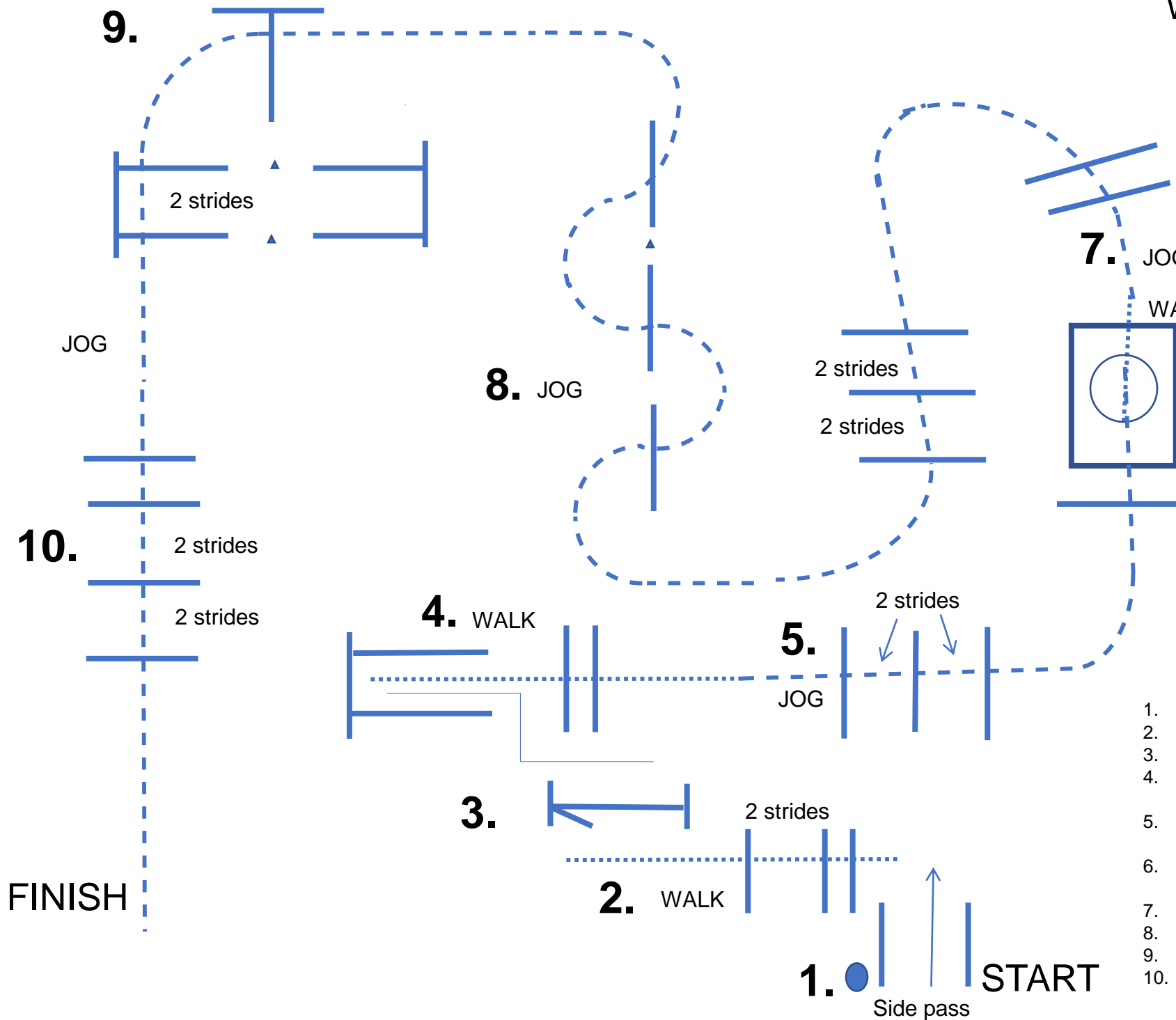
1. SIDE PASS
2. WALK OVER POLES
3. GATE RIGHT HAND
4. BACK TO CHUTE. WALK OVER POLES.
5. JOG OVER POLES
6. JOG OVER POLES AND STOP INTO THE BOX. EXECUTE A 360° TURN EITHER DIRECTION. WALK OUT BOX.
7. JOG OVER POLES .
8. LOPE OVERS POLE RL .
9. JOG SERPENTINE
10. LOPE OVER POLES LL
11. JOG OVER POLES

FINISH

START

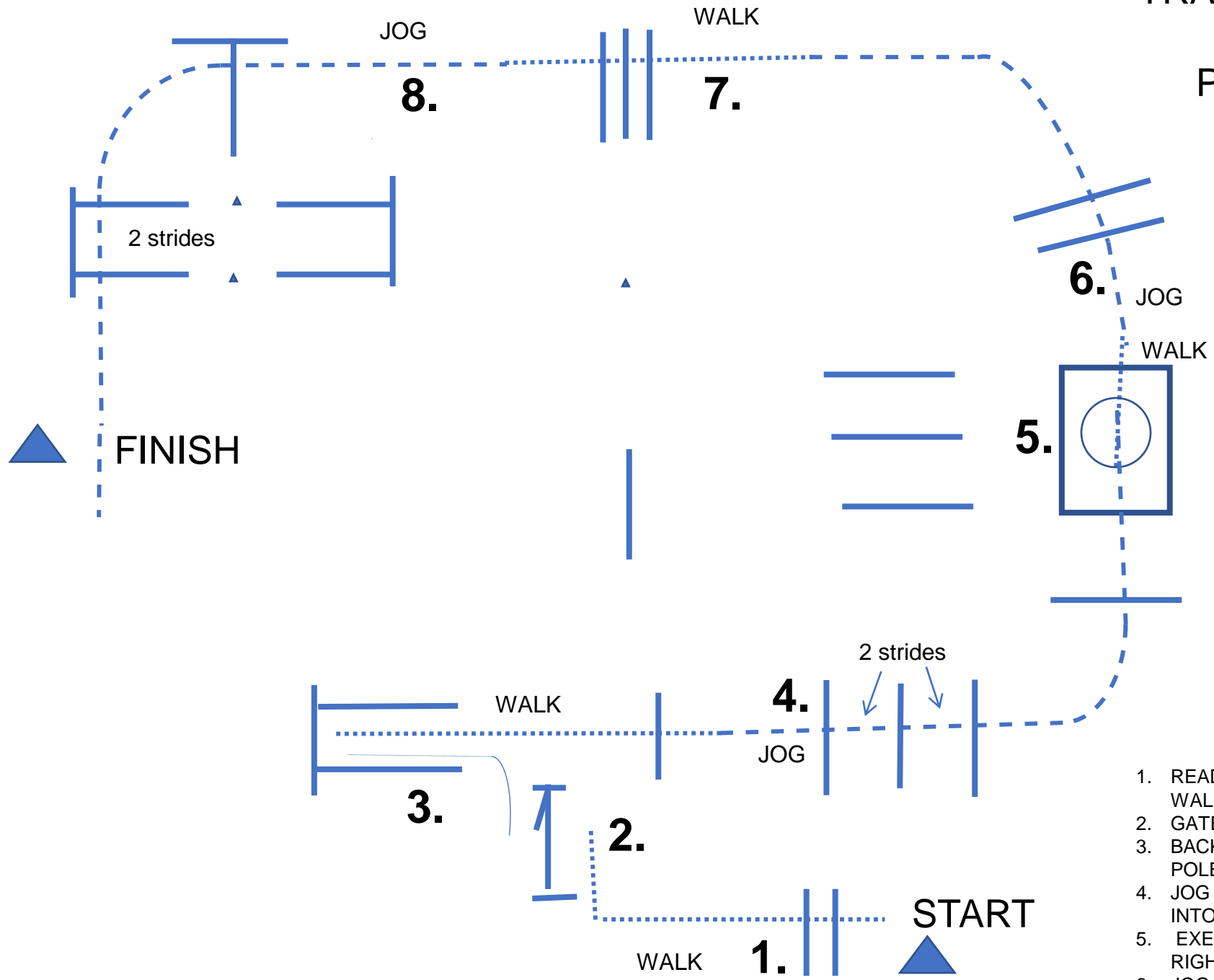
1. SIDE PASS
2. WALK OVER POLES
3. GATE RIGHT HAND
4. BACK TO CHUTE. WALK OVER POLES.
5. JOG OVER POLES
6. JOG OVER POLES AND STOP INTO THE BOX. EXECUTE A 360° TURN EITHER DIRECTION. WALK OUT BOX.
7. JOG OVER POLES .
8. LOPE OVERS POLE RL .
9. JOG SERPENTINE
10. LOPE OVER POLES LL
11. JOG OVER POLES

TRAIL WALK-TROT PPS 2024



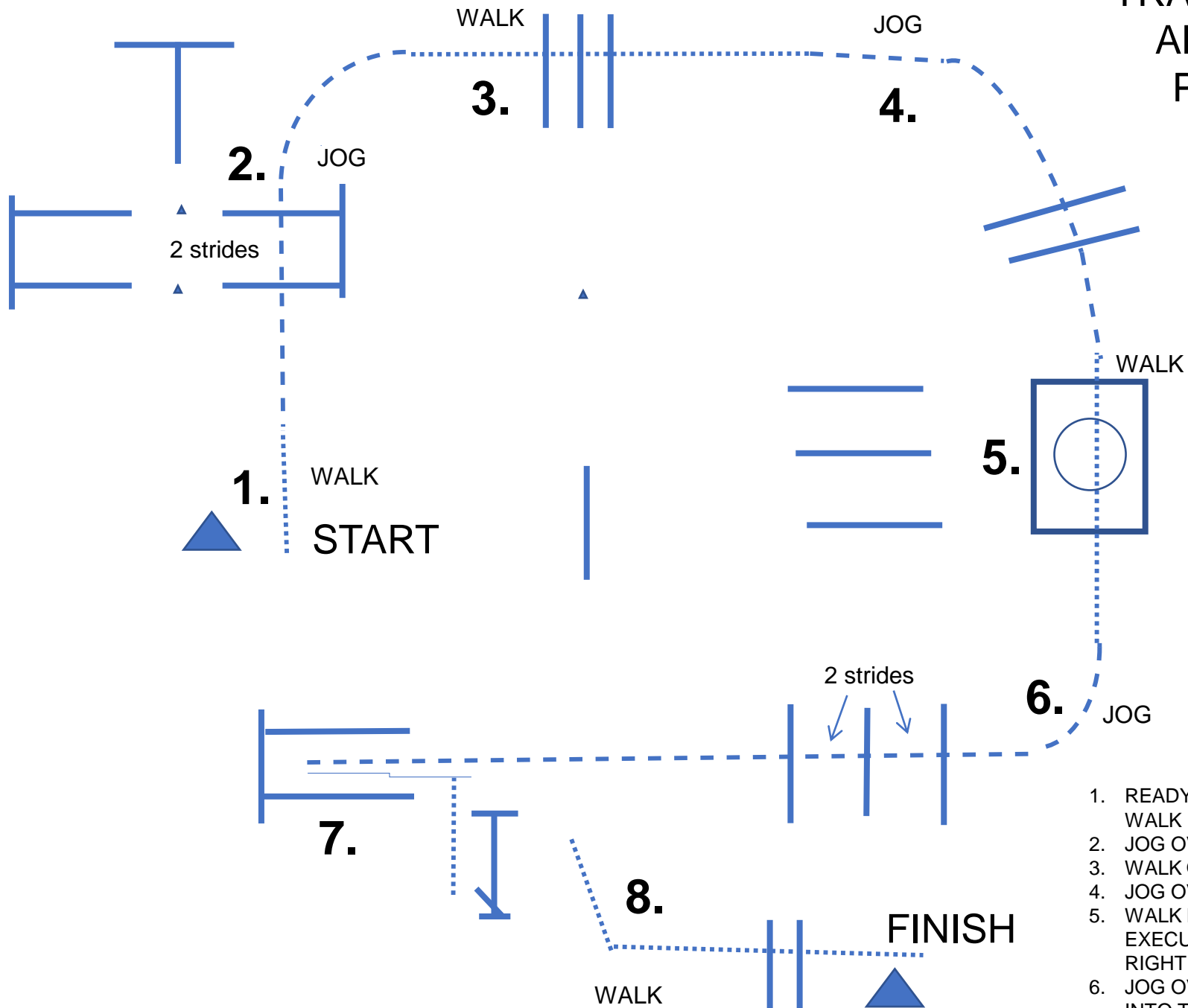
1. SIDE PASS
2. WALK OVER POLES
3. GATE RIGHT HAND
4. BACK TO CHUTE. WALK OVER POLES.
5. JOG OVER POLES AND STOP INTO THE BOX.
6. EXECUTE A 360 TURN EITHER DIRECTION. WALK OUT BOX.
7. JOG OVER POLES .
8. JOG SERPENTINE
9. JOG OVER POLES
10. JOG OVER POLES

TRAIL in HAND OPEN PPS 2024



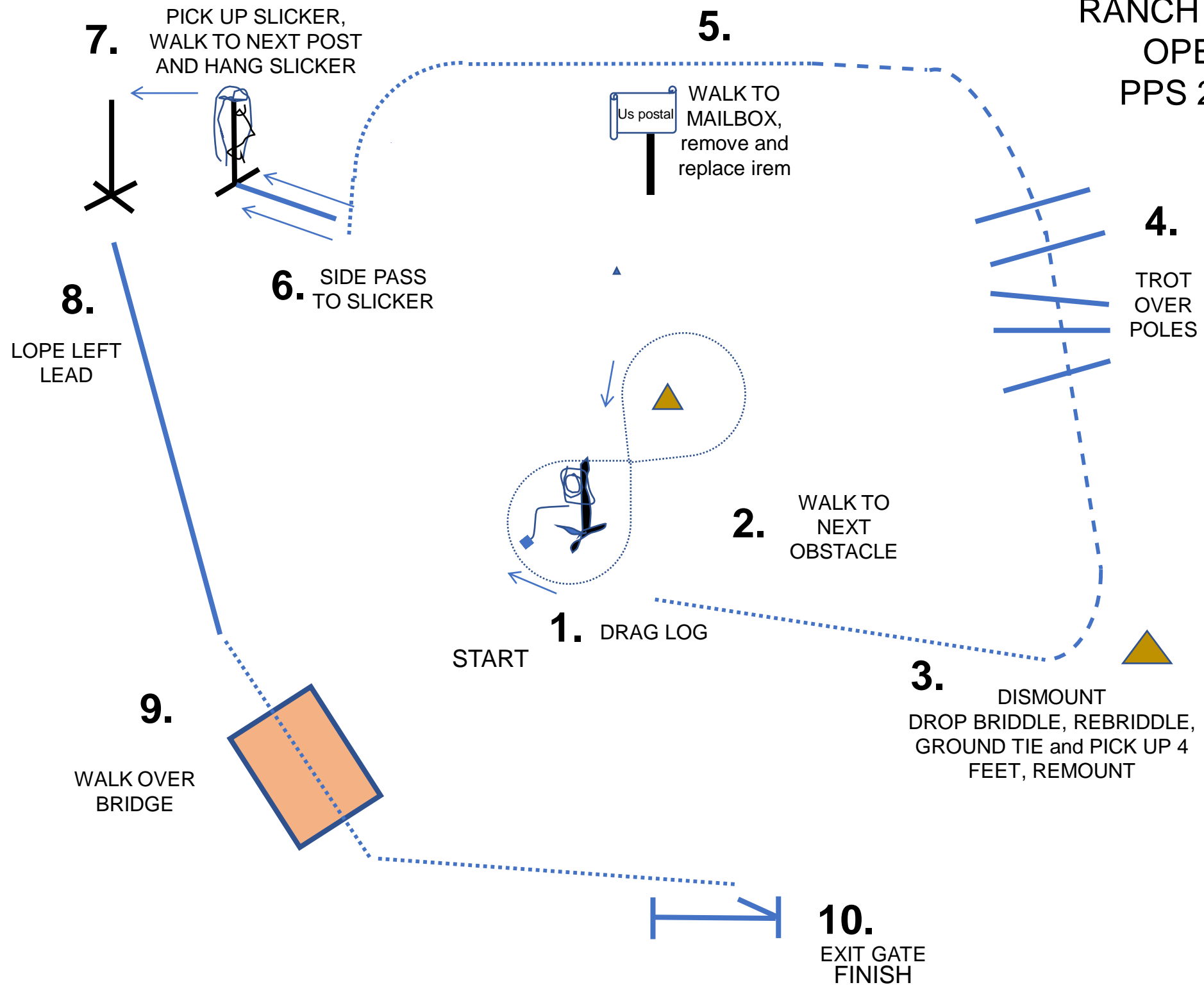
1. READY TO THE MARKER, WALK OVER POLES
2. GATE
3. BACK TO CHUTE. WALK OVER POLES.
4. JOG OVER POLES AND STOP INTO THE BOX.
5. EXECUTE A 360 TURN TO THE RIGHT. WALK OUT BOX.
6. JOG OVER POLES .
7. WALK OVER POLES
8. JOG OVER POLES

TRAIL in HAND AMATEUR PPS 2024



1. READY TO THE MARKER, WALK
2. JOG OVER POLES
3. WALK OVER POLES.
4. JOG OVER POLES
5. WALK INTO THE BOX AND EXECUTE A 360 TURN TO THE RIGHT. WALK OUT BOX .
6. JOG OVER POLES AND STOP INTO THE CHUTE .
7. BACK INTO THE CHUTE AND AFTER GATE, WALK AND GATE
8. WALK OVER POLES

RANCH TRAIL OPEN PPS 2024



RANCH TRAIL AMATEUR PPS 2024

