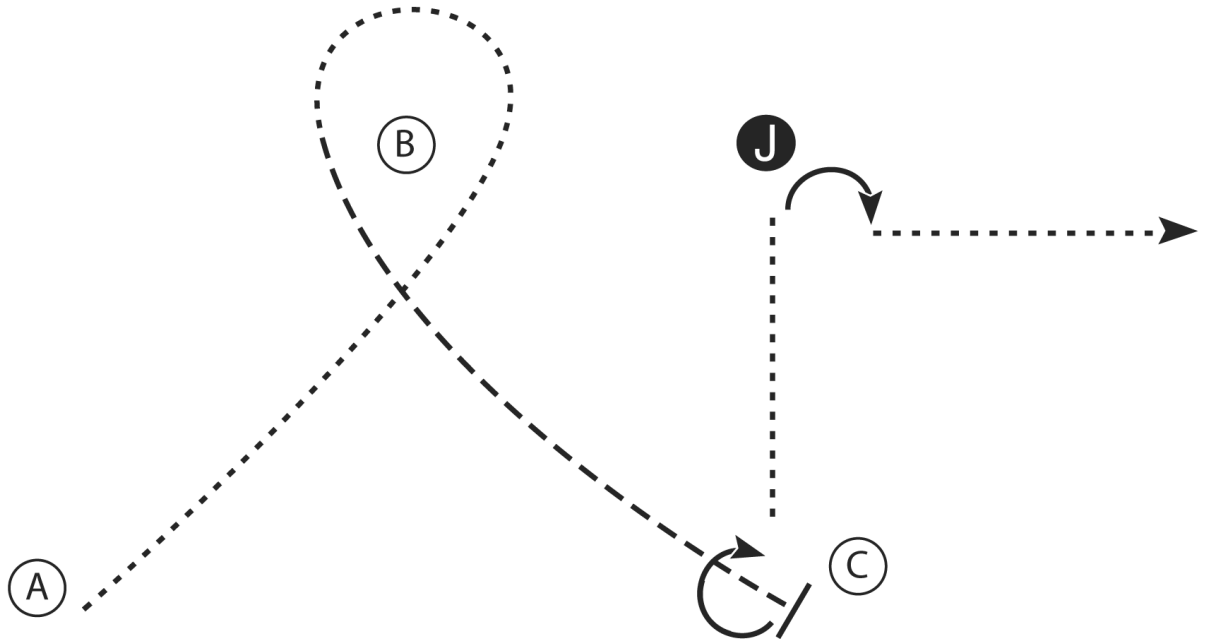


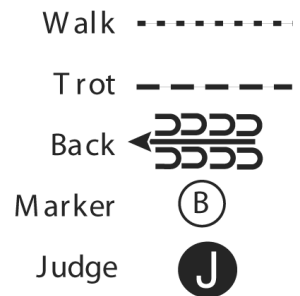
# PARIS PRESTIGE SHOW

## Showmanship Youth/ Amateur

Show Date: 18.21 Mai 2023



1. Walk A to and around B
2. At B trot to C
3. Stop at C and perform a 225 degree turn
4. Walk to the judge and set up for inspection
5. When dismissed perform a 90 degree turn and walk straight away from the judge



[S/1-1]

Pattern Provided by:

*Nicolas PERRIN*

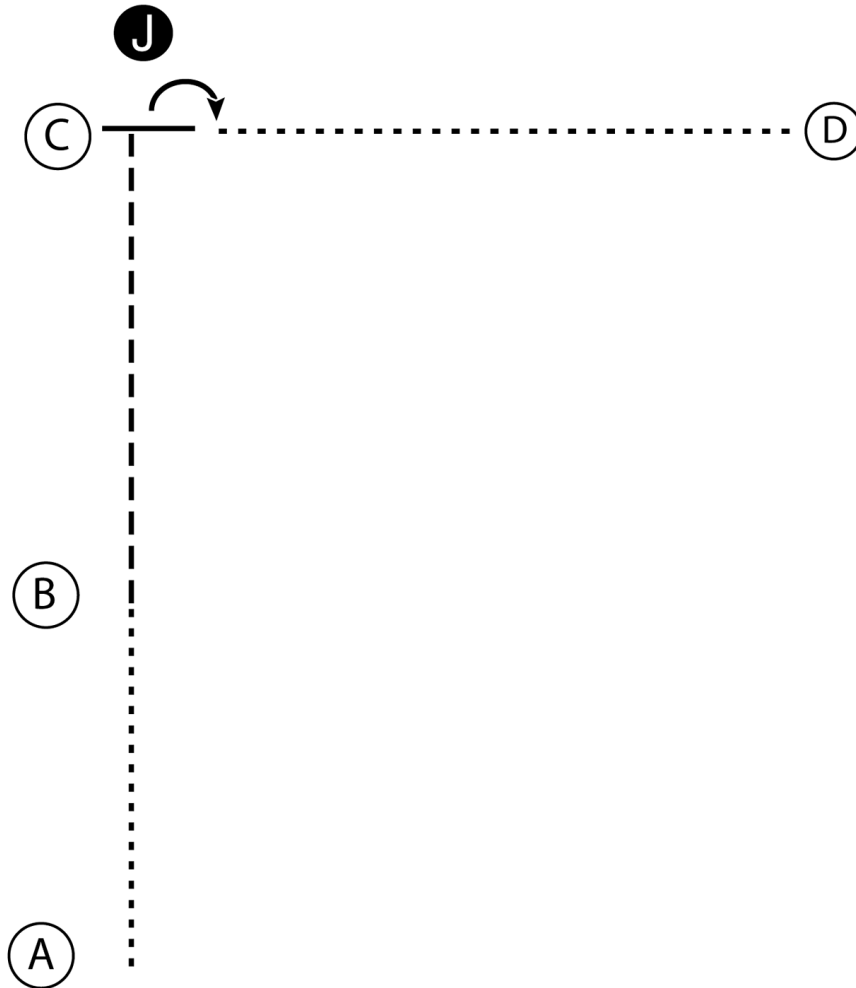
# PARIS PRESTIGE SHOW

## Showmanship Novice Amateur


Show Date: 18.21 Mai 2023

w w w . H o r s e S h o w P a t t e r n s . c o m

w w w . H o r s e S h o w P a t t e r n s . c o m



1. Walk from A to B.
2. Trot from B to C.
3. Stop at C and set up for inspection.
4. When dismissed perform a 90 degree turn.
5. Walk to D.

Walk .....  
Trot - - - - -  
Back ←   
Marker (B)  
Judge (J)

[S/1-4]

Pattern Provided by:

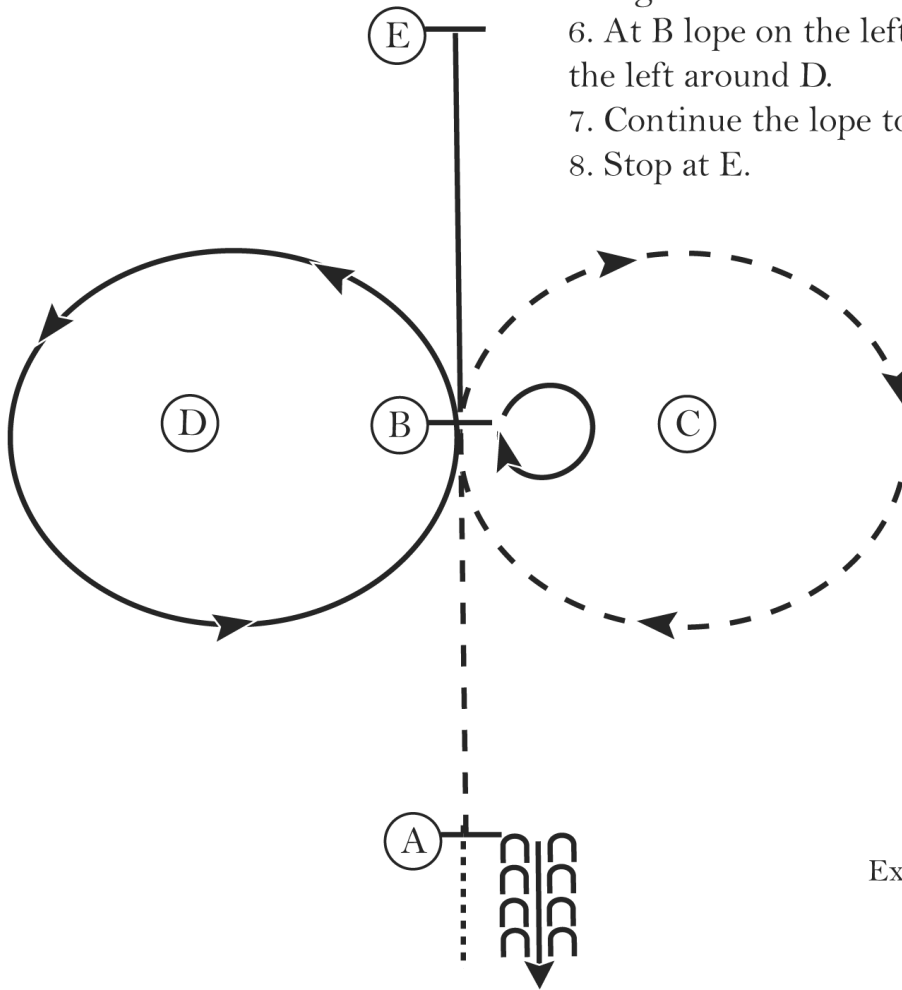
*Nicolas PERRIN*

# PARIS PRESTIGE SHOW

## Horsemanship Youth/ Amateur

Show Date: 18.21 Mai 2023

1. Walk to A.
2. At A stop and back 3 steps.
3. Jog A to B.
4. Stop at B and perform a 360 degree turn to the right.
5. Jog a circle to the right around C.
6. At B lope on the left lead, lope a circle to the left around D.
7. Continue the lope to E.
8. Stop at E.



Walk	.....
Jog	-----
Extended Jog	-----
Lope	—————
Leg Yield	
Lead Change	↘
Back	←←←←← →→→→→
Marker	(B)
Sidepass	←-----→

[WH/1-16]

Pattern Provided by:

*Nicolas PERRIN*

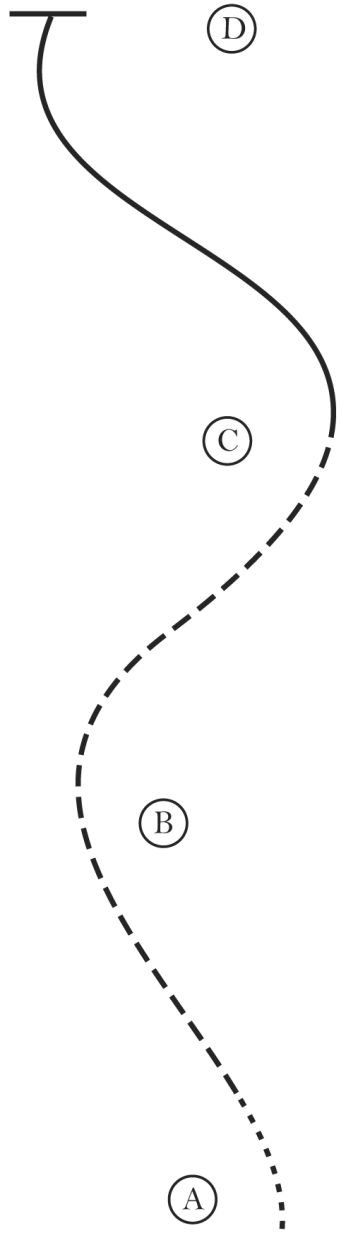
# PARIS PRESTIGE SHOW

## Horsemanship Nocive Amateur

Show Date: 18.21 Mai 2023

w w w . H o r s e S h o w P a t t e r n s . c o m

w w w . H o r s e S h o w P a t t e r n s . c o m



1. At A walk two strides
2. Jog to C
3. At C lope on the right lead to D
4. At D stop

Walk	.....
Jog	-----
Extended Jog	-----
Lope	—————
Leg Yield	
Lead Change	↘
Back	←←←←←
Marker	⊙
Sidepass	←←←←←

[WH/1-2]

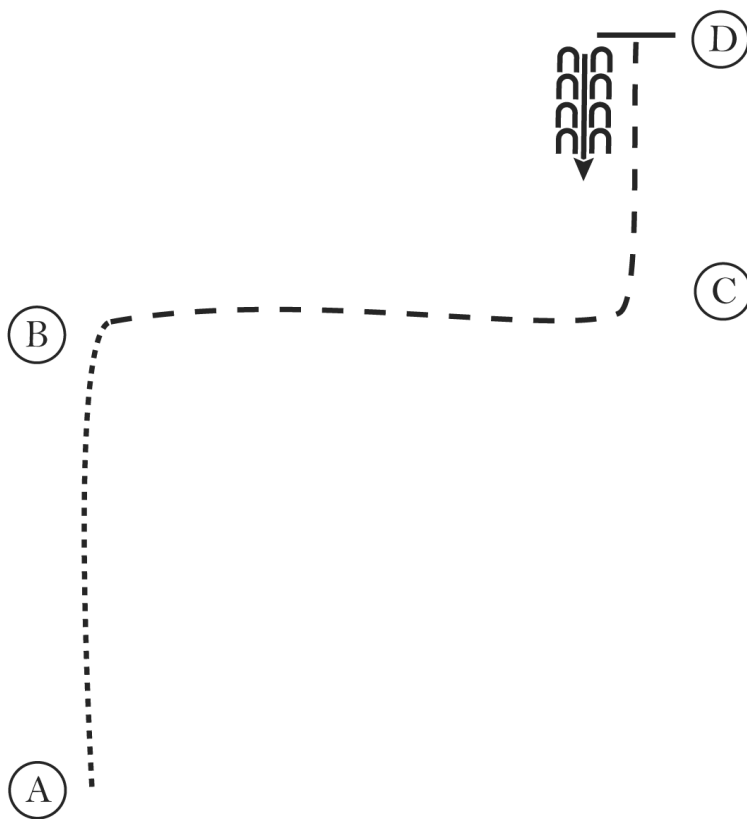
Pattern Provided by:  
*Nicolas PERRIN*

# PARIS PRESTIGE SHOW

## Walk/ Trot

Show Date: 18.21 Mai 2023

1. Walk A to B
2. At B jog to D
3. At D stop and back 4 steps.



Walk	.....
Jog	-----
Extended Jog	- - - - -
Lope	—————
Leg Yield	
Lead Change	///
Back	← C C C C
Marker	ⓑ
Sidepass	← - - - - →

[WH/WT-2]

Pattern Provided by:

*Nicolas PERRIN*

# PARIS PRESTIGE SHOW

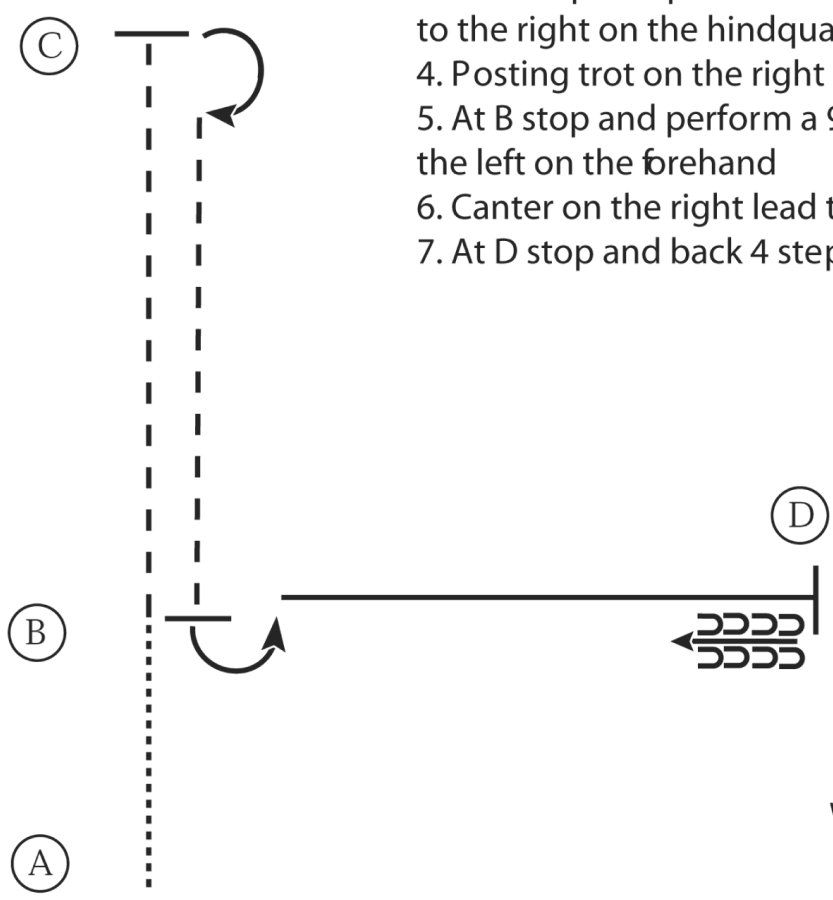
## Hunt Seat Equitation Youth/ Amateur

Show Date: 18.21 Mai 2023

w w w . H o r s e S h o w P a t t e r n s . c o m

w w w . H o r s e S h o w P a t t e r n s . c o m

1. Walk A to B
2. At B posting trot on the left diagonal to C
3. At C stop and perform a 180 degree turn to the right on the hindquarters
4. Posting trot on the right diagonal to B
5. At B stop and perform a 90 degree turn to the left on the forehand
6. Canter on the right lead to D
7. At D stop and back 4 steps



Walk	.....
Trot	-----
Extended Trot	-----
Canter	—————
Leg Yield	
Lead Change	↘
Back	←←←←
Marker	(B)
Sidepass	←←←←

[HSE/1-3]

Pattern Provided by:  
*Nicolas PERRIN*

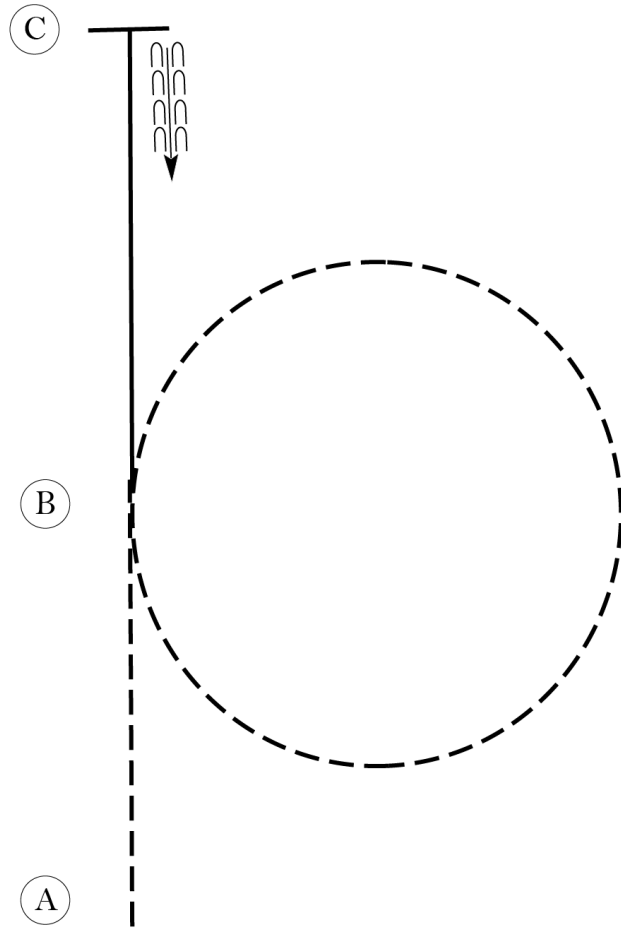
# PARIS PRESTIGE SHOW

## Hunt Seat Equitation Novice Amateur

Show Date: 18.21 Mai 2023

w w w . H o r s e S h o w P a t t e r n s . c o m

w w w . H o r s e S h o w P a t t e r n s . c o m



Be ready before A.

1. Sitting trot A to B.
2. At B, posting trot circle to the right on proper diagonal.
3. At B, canter on the left lead to C.
4. Stop at C and back approximately one horse length.

Walk	-----
Trot	- - - - -
Extended Trot	— — — — —
Canter	—————
Leg Yield	
Lead Change	↙ ↘
Back	← ← ← ← ←
Marker	(B)
Sidepass	← — — — — →
Hand Gallop	—————

[HSE/1-2]

Pattern Provided by:

*Nicolas PERRIN*

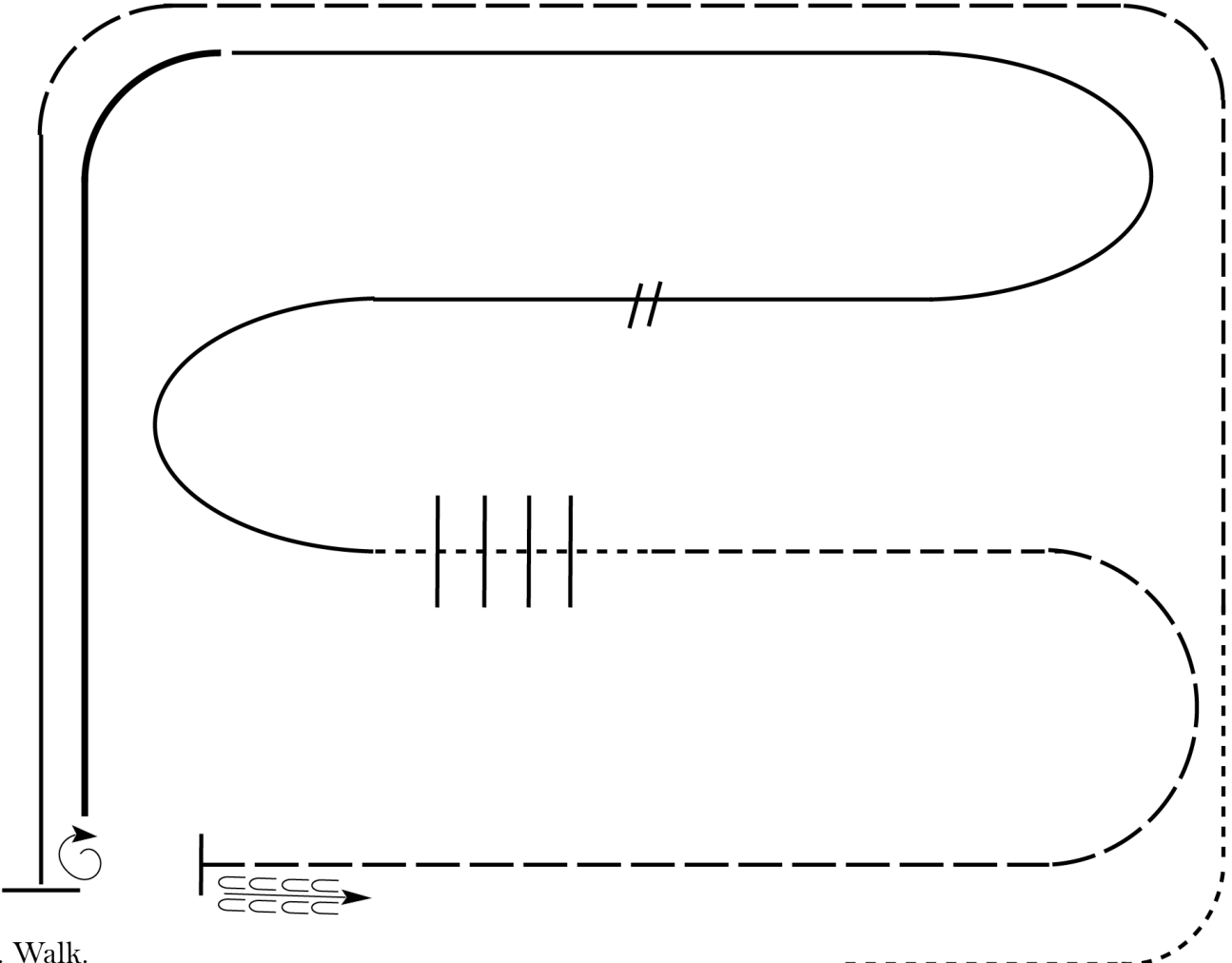
# PARIS PRESTIGE SHOW

## Ranch Riding Youth/ Amateur

Show Date: 18.21 Mai 2023

w w w . H o r s e S h o w P a t t e r n s . c o m

w w w . H o r s e S h o w P a t t e r n s . c o m



1. Walk.
2. Trot
3. Extended trot.
4. Left lead lope
5. Stop, 1 1/2 turn right
6. Extended lope
7. Collect to working lope-right lead
8. Change leads (simple or flying)
9. Walk
10. Walk over logs
11. Trot
12. Extended trot
13. Stop and back

<b>Walk</b>	-----
<b>Jog</b>	-----
<b>Extended Jog</b>	-----
<b>Lope</b>	-----
<b>Lead Change</b>	//
<b>Back</b>	← =====
<b>Marker</b>	ⓑ

[RR/2]

**Pattern Provided by:**  
*Nicolas PERRIN*



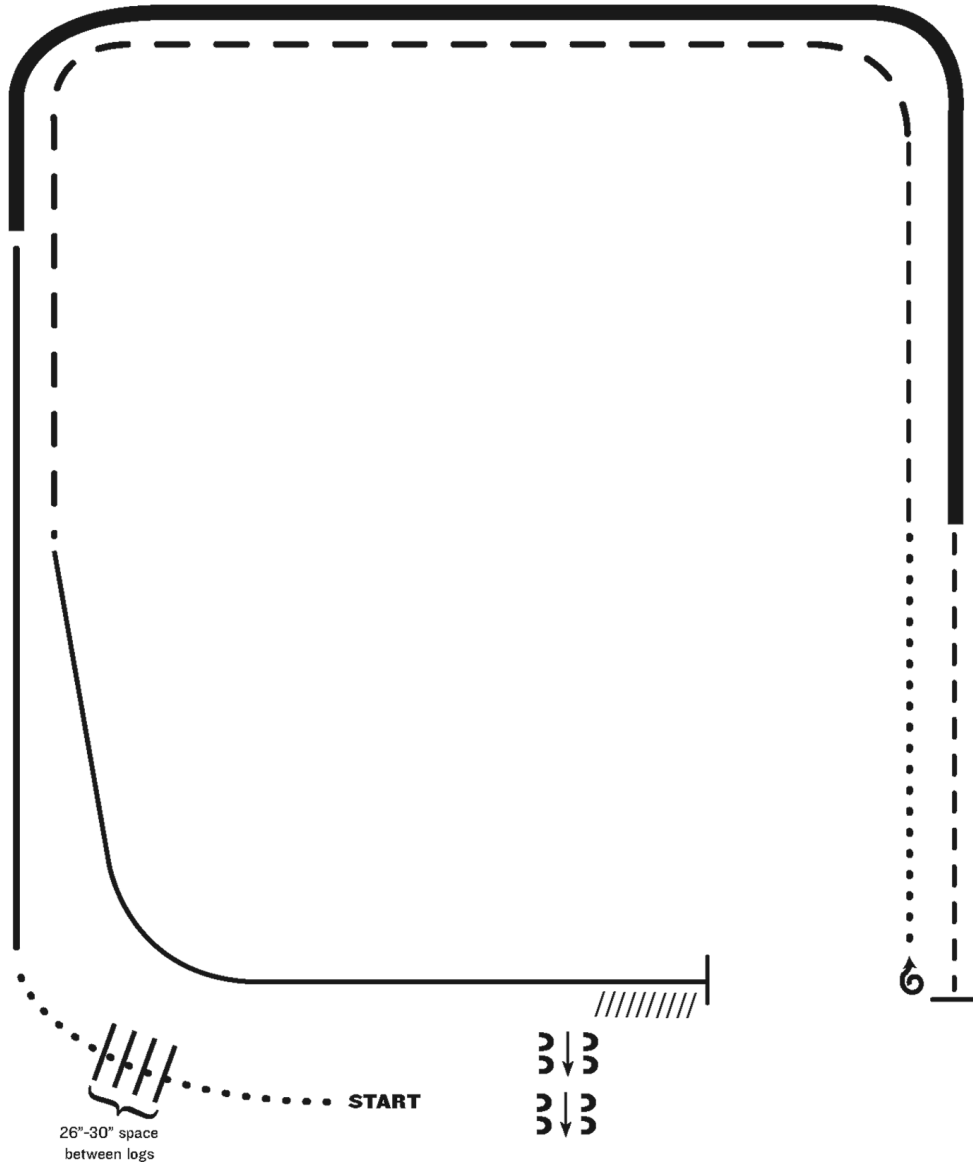
# PARIS PRESTIGE SHOW

## Ranch Riding Novice Amateur

Show Date: 18.21 Mai 2023

w w w . H o r s e S h o w P a t t e r n s . c o m

w w w . H o r s e S h o w P a t t e r n s . c o m



1. Walk
2. Walk over logs
3. Lope right lead
4. Extended lope (right lead)
5. Trot
6. Stop, 1 1/2 turns right
7. Walk
8. Trot
9. Extended trot
10. Lope left lead
11. Stop and Back
12. Side pass right

Note: The drawn description of this pattern is only intended for the general depiction of the pattern. Exhibitors should utilize the arena space to best exhibit their horses.

[RR/AQHA-6]

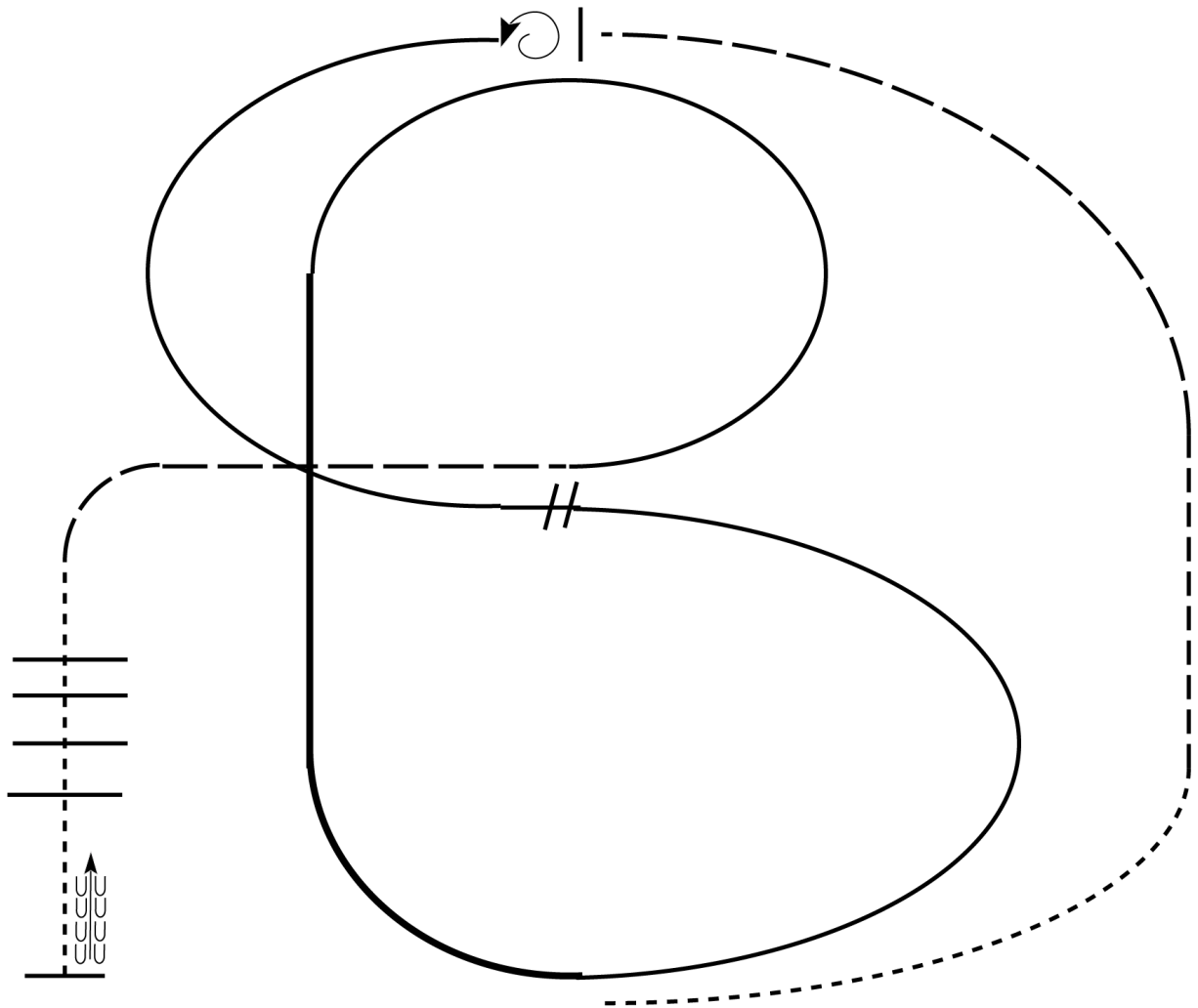
Pattern Provided by:

*Nicolas PERRIN*

# PARIS PRESTIGE SHOW

## Ranch Riding Open

Show Date: 18.21 Mai 2023



1. Walk
2. Trot
3. Extend the trot, at the top of the arena, stop
4. 360 degree turn to the left
5. Left lead 1/2 circle, lope to the center
6. Change leads (simple or flying)
7. Right lead 1/2 circle
8. Extended lope up the long side of arena (right lead)
9. Collect back to a lope around the top of the arena and back to center
10. Break down to an extended trot
11. Walk over poles.
12. Stop and back

Walk	-----
Jog	- - - - -
Extended Jog	-----
Lope	
Lead Change	///
Back	←
Marker	(B)

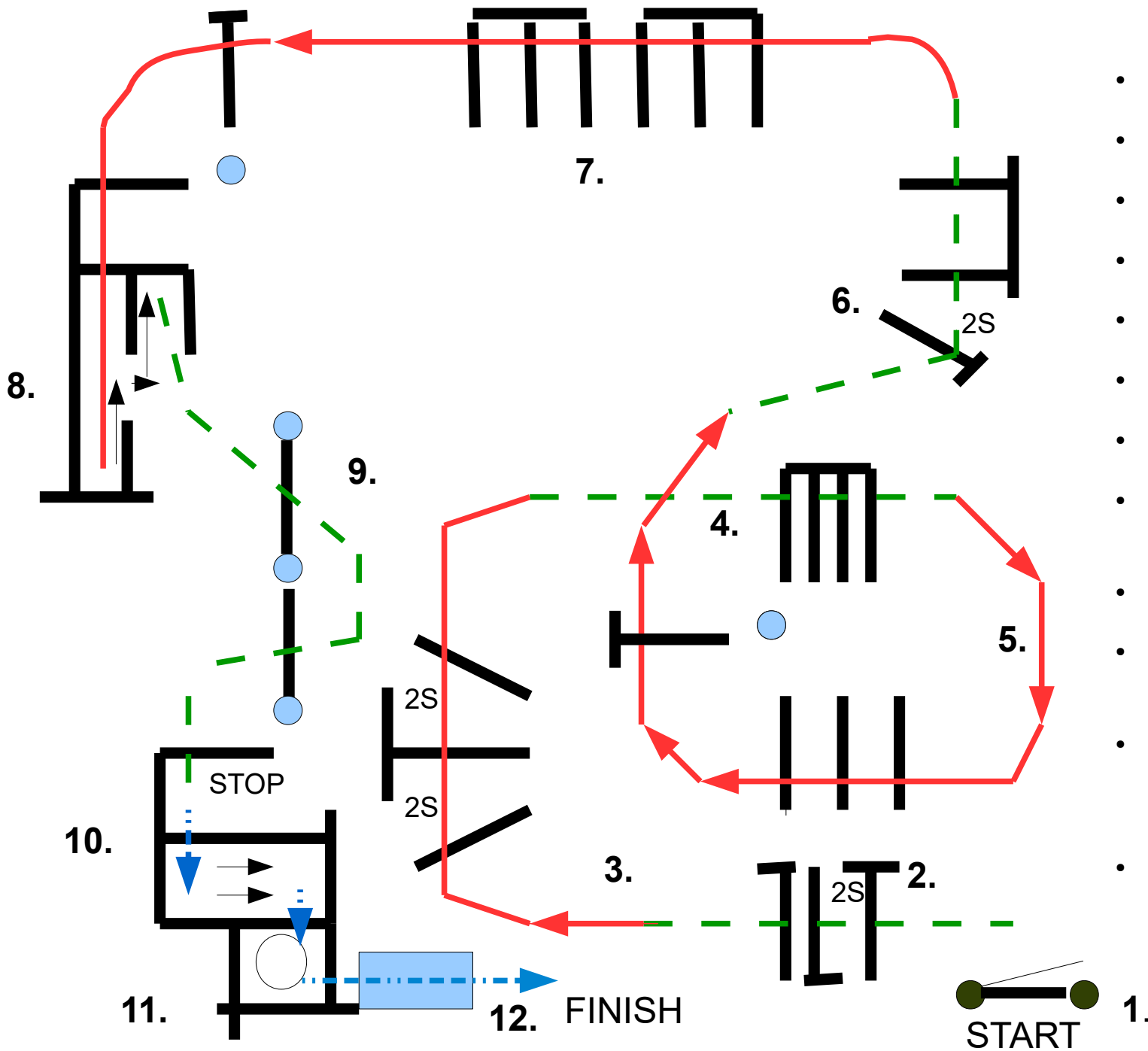
[RR/1]

Pattern Provided by:

*Nicolas PERRIN*

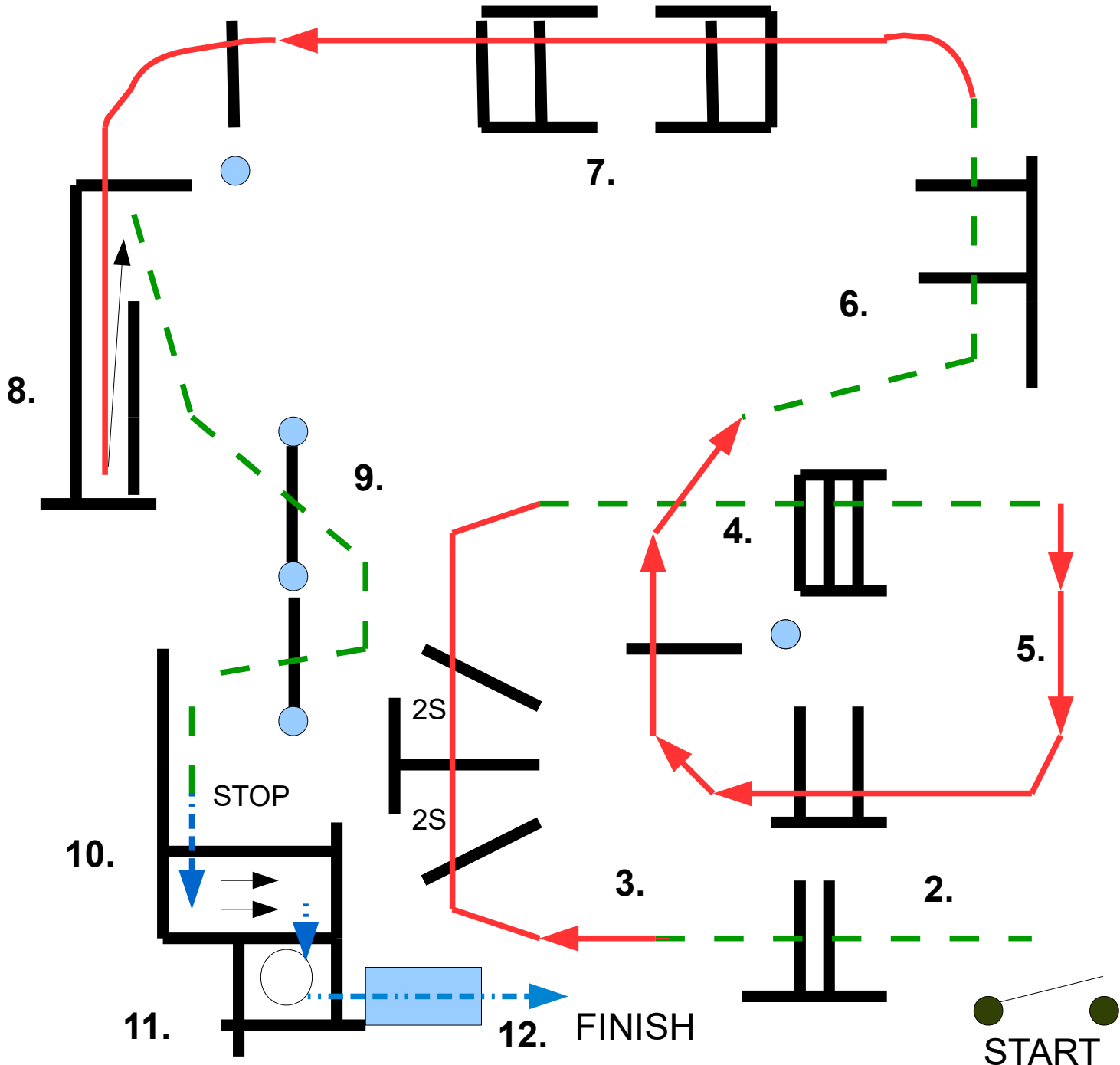
# TRAIL OPEN

AQHA / APHA / APHCF / FFE



- 1. Gate left hand
- 2. Jog over poles
- 3. Lope over poles (right lead)
- 4. Jog over poles
- 5. Lope over poles (right lead)
- 6. Jog over poles
- 7. Lope over poles (left lead)
- 8. Lope into chute (LL), stop, back chute to chute
- 9. Jog through serpentine,
- 10. Jog over pole, stop, walk into box, side pass left
- 11. Walk into 2<sup>nd</sup> box, execute a 270° turn right, walk out of box
- 12. Walk over bridge

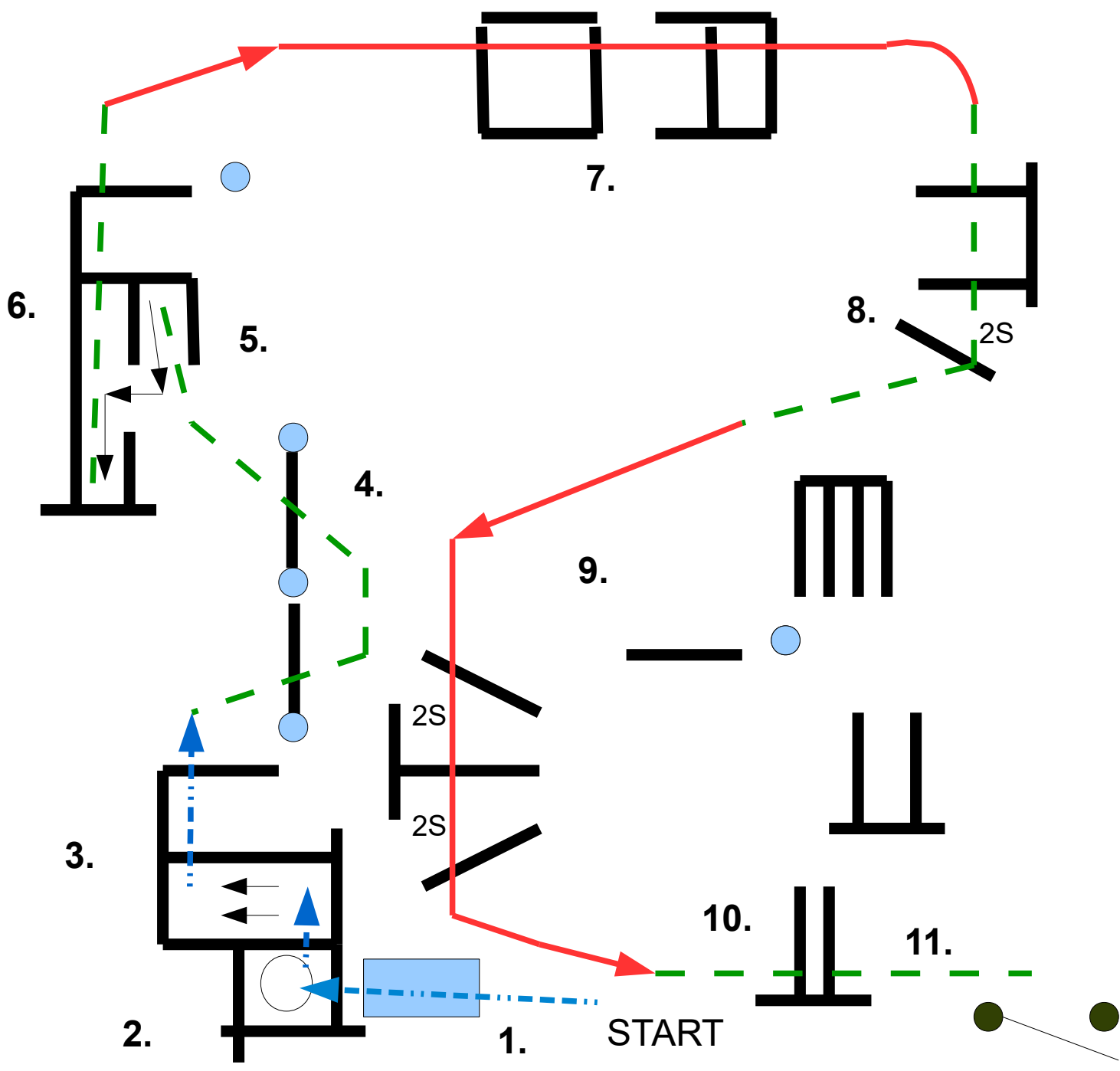
• TRAIL GREEN AQHA / APHA / APHCF / FFE



- 1. Gate left hand
- 2. Jog over poles
- 3. Lope over poles (right lead)
- 4. Jog over poles
- 5. Lope over poles (right lead)
- 6. Jog over poles
- 7. Lope over poles (left lead)
- 8. Lope into chute (LL), stop, back chute
- 9. Jog through serpentine,
- 10. Stop, walk into box, side pass left
- 11. Walk into 2<sup>nd</sup> box, execute a 270° turn right, walk out of box
- 12. Walk over bridge

# TRAIL JUNIOR

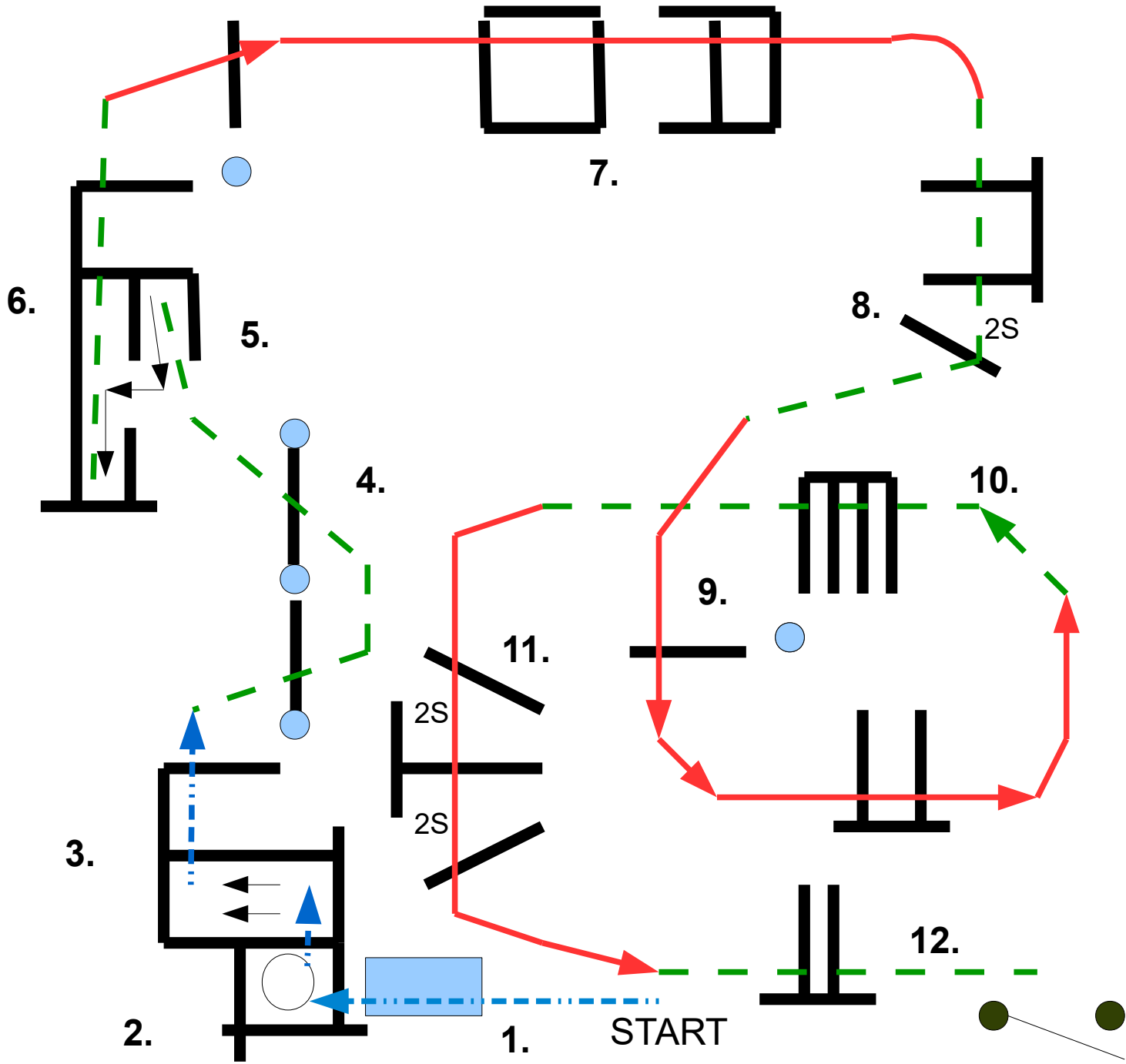
AQHA / APHA / APHC / FFE



- 1. Walk over bridge
- 2. Walk into box, execute a 90° turn right, walk out of box
- 3. Side pass left, walk over poles
- 4. Jog through serpentine
- 5. Jog into chute, stop, back chute to chute
- 6. Jog over poles
- 7. Lope over poles (right lead)
- 8. Jog over poles
- 9. Lope over poles (left lead)
- 10. Jog over pole
- 11. gate right hand.

# TRAIL AMATEUR / YOUTH

AQHA / APHA / APHC / FFE

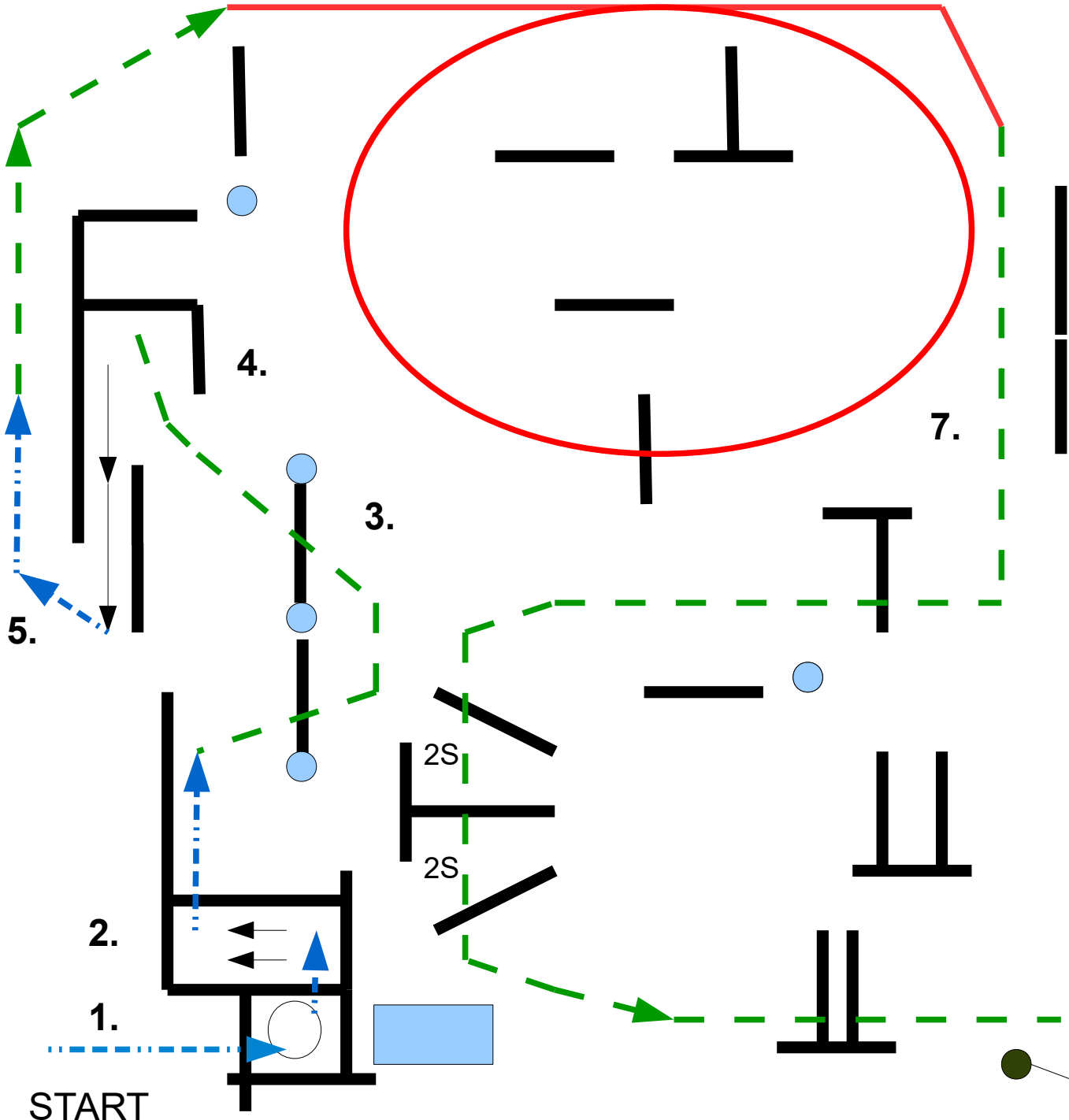


- 1. Walk over bridge
- 2. Walk into box, execute a 270° turn left, walk out of box
- 3. Side pass left, walk over poles
- 4. Jog through serpentine
- 5. Jog into chute, stop, back chute to chute
- 6. Jog over poles
- 7. Lope over poles (right lead)
- 8. Jog over poles
- 9. Lope over poles (left lead)
- 10. Jog over pole
- 11. Lope over poles (left lead)
- 12. Jog over poles, gate right hand.

FINISH

• TRAIL novice AMATEUR

AQHA / APHA / APHC / FFE

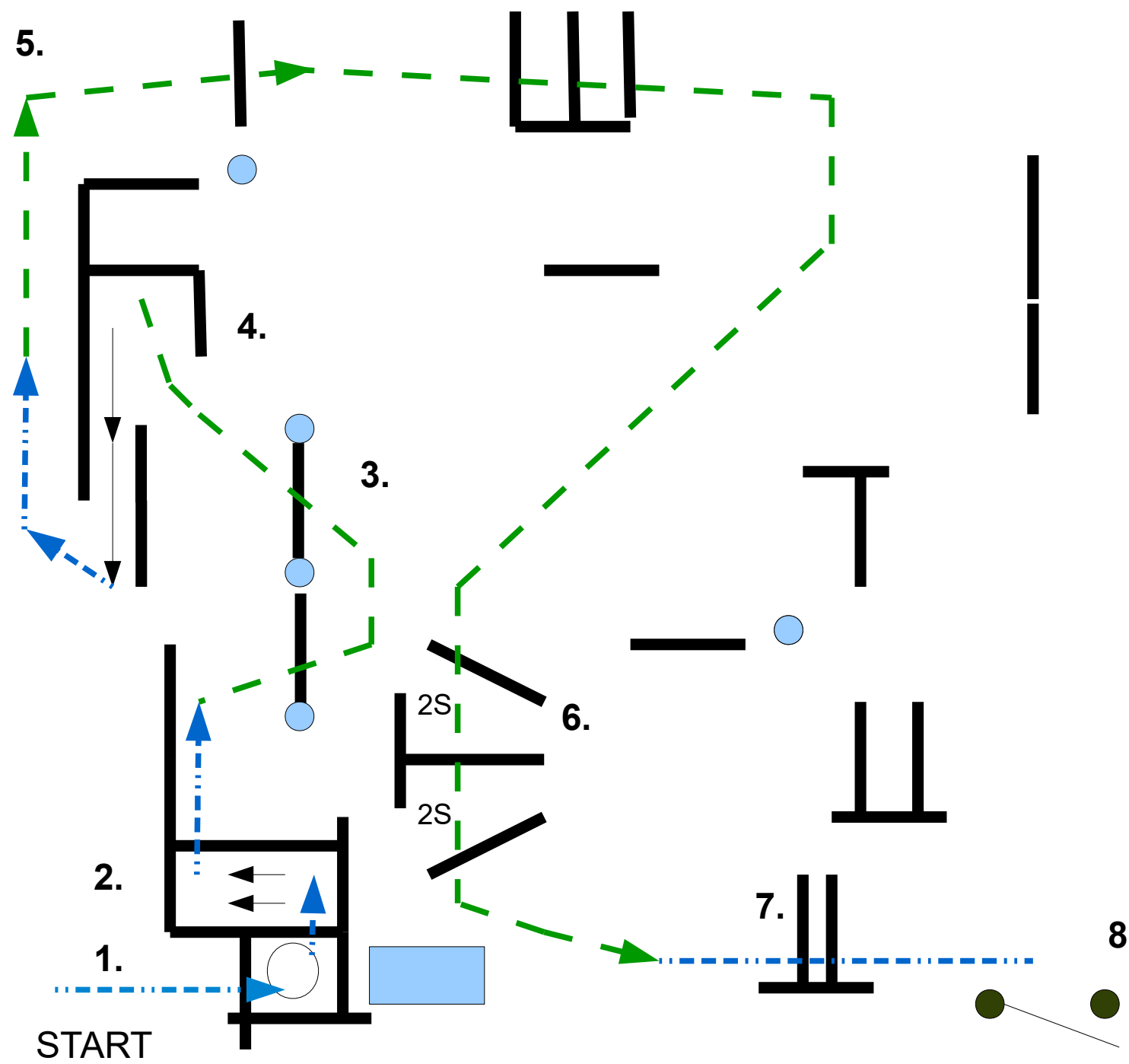


- 1. Walk into box, execute a 90° turn left, walk out of box
- 2. Side pass left, walk over poles
- 3. Jog through serpentine
- 4. Jog into chute, stop, back chute
- 5. Walk, jog, lope
- 6. Lope over the poles
- 7. Jog over poles
- 8. gate right hand

FINISH

# • TRAIL WALK/TROT

AQHA / APHA / APHC / FFE



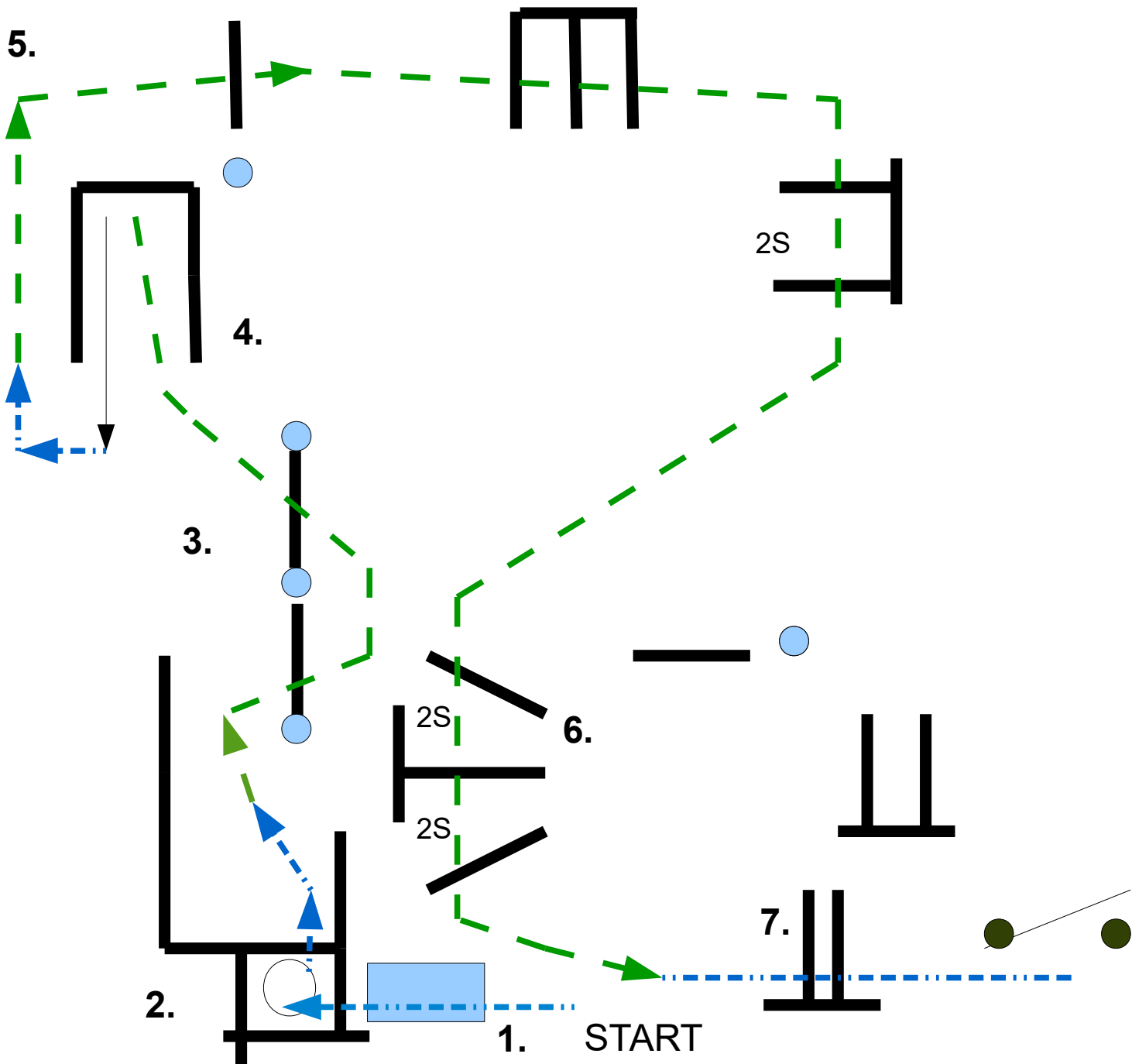
- 1. Walk into box, execute a 90° turn left, walk out of box
- 2. Side pass left, walk over poles
- 3. Jog through serpentine
- 4. Jog into chute, stop, back chute
- 5. Walk, jog over poles
- 6. Jog over poles
- 7. Walk over poles
- 8. gate right hand

● FINISH



• TRAIL IN HAND amateur/youth

AQHA / APHA / APHC / FFE

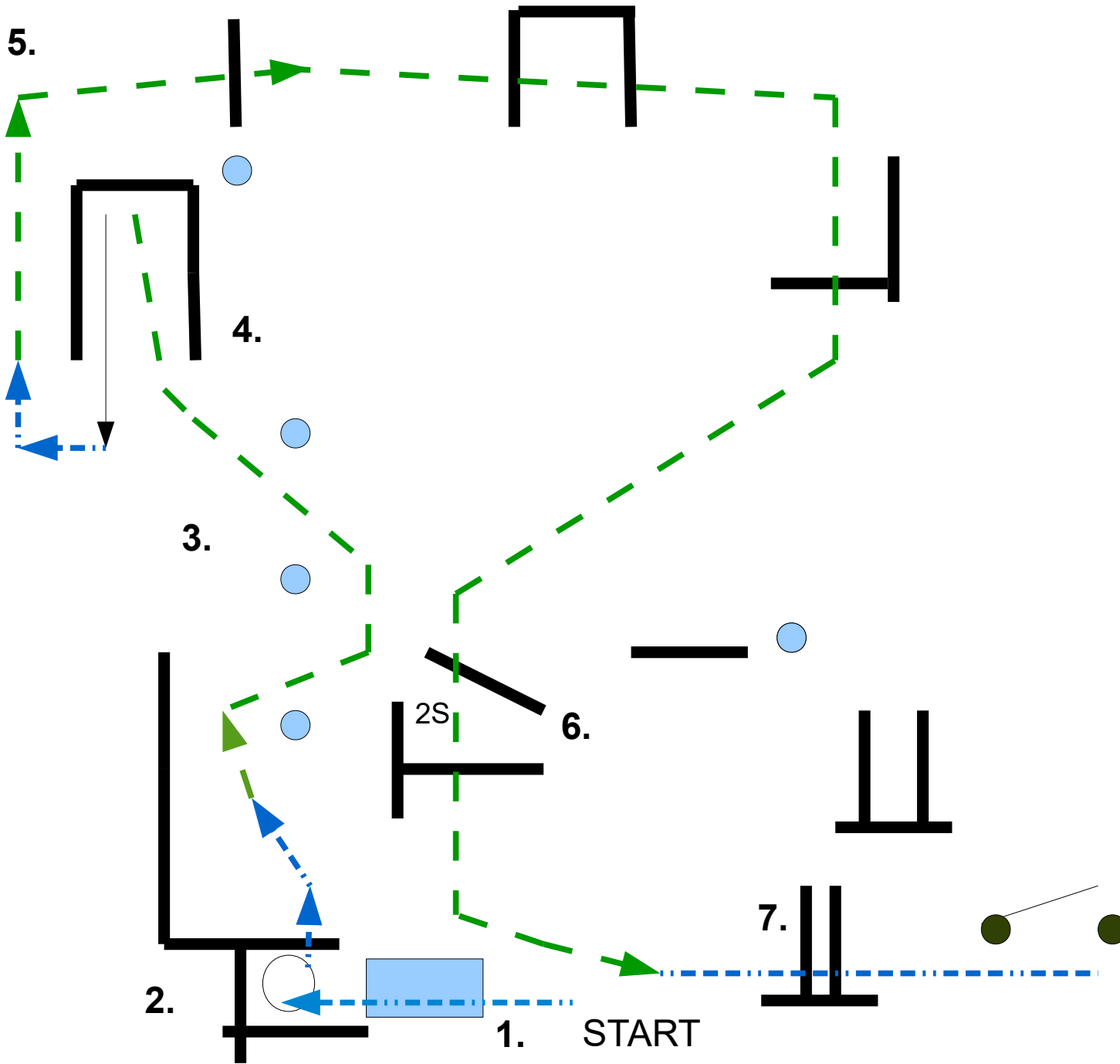


- 1. Walk over bridge
- 2. Walk into box, execute a 90° turn right, walk out of box
- 3. Jog through serpentine
- 4. Jog into chute, stop, back chute
- 5. Walk, jog over poles
- 6. Jog over poles
- 7. Walk over poles
- 8. gate left hand

FINISH

# • TRAIL IN HAND novice amateur

AQHA / APHA / APHC / FFE

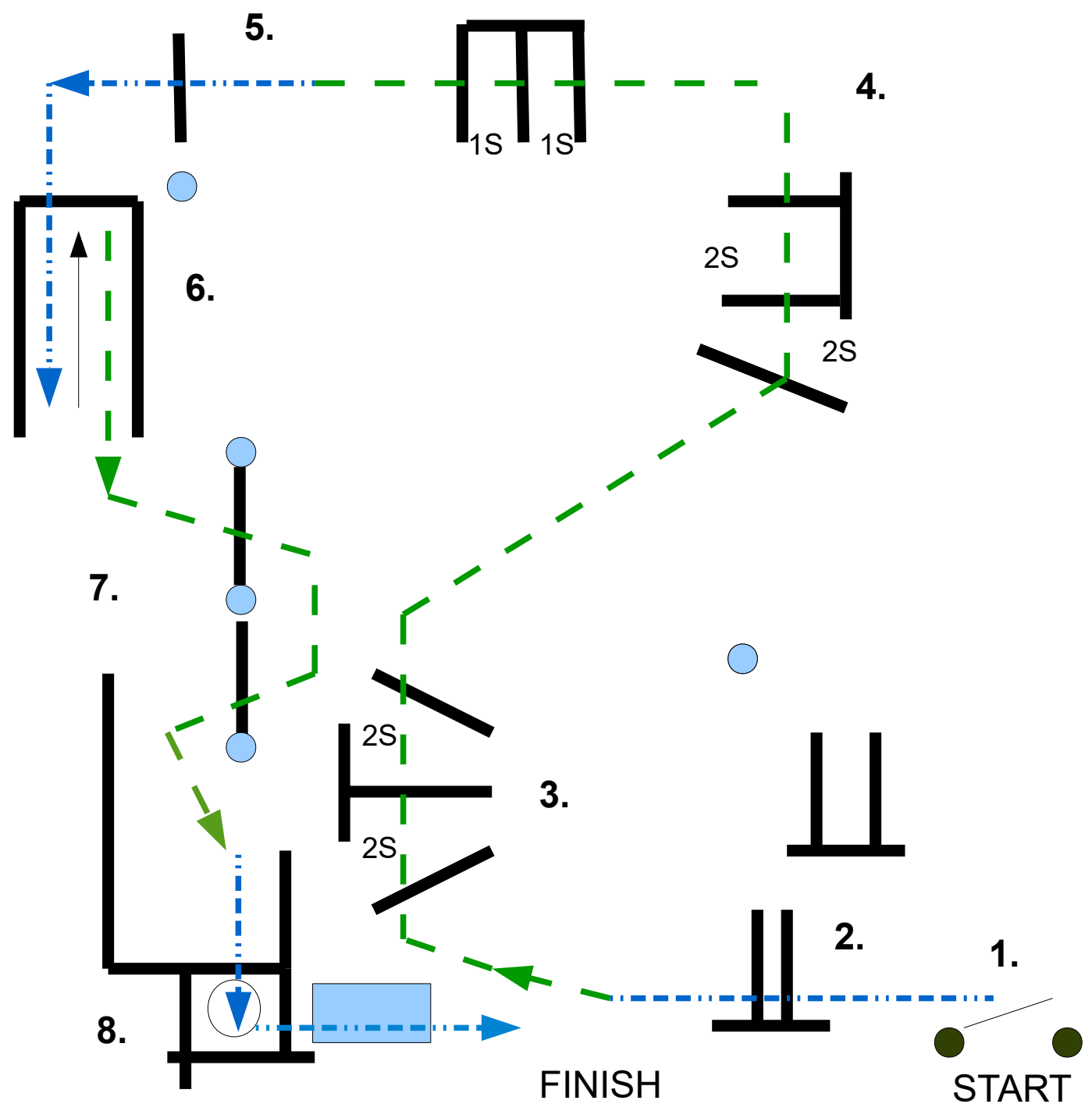


- 1. Walk over bridge
- 2. Walk into box, execute a 90° turn right, walk out of box
- 3. Jog through serpentine
- 4. Jog into chute, stop, back chute
- 5. Walk, jog over poles
- 6. Jog over poles
- 7. Walk over poles
- 8. gate left hand

FINISH

• TRAIL IN HAND open

AQHA / APHA / APHC / FFE



- 1. gate left hand
- 2. Walk over poles
- 3. Jog over poles
- 4. Jog over poles
- 5. Walk over poles
- 6. Walk into chute, stop, back chute
- 7. Jog through serpentine
- 8. Walk into box, execute a 270° turn right, walk out of box and over bridge